IDEO-Lab

AI of Tomorrow - From Chatbot to Intellectual Partner

A complete IDEO-Lab guide on how future artificial intelligences may understand our reasoning methods, remember our working rules, anticipate our needs, and collaborate with us for years - without replacing human judgment.

Ultra-detailed English PDF version

51 chapters, 679 pages, architecture, scenarios, methods, indicators, risks, and long-term futures.

EXECUTIVE SYNTHESIS

The real shift: from answer to continuity

Why tomorrow's AI is less about isolated responses and more about stable collaboration.

Central thesis

The decisive evolution of AI will not be only larger models or faster hardware. It will be the ability to understand a user's context, reasoning style, preferred workflow, risk tolerance, and long-term objectives while keeping the user in control.

Today

Question -> Answer. The user carries context, repeats constraints, corrects format, and manually reconnects the conversation to the project.

Tomorrow

Context -> Understanding -> Anticipation -> Proposal -> Validation -> Memory. The assistant becomes a controlled partner.

Non-negotiable condition

The more an AI understands a person, the more it must be transparent, reversible, auditable, and interruptible.

GUIDE MAP

Six domains, one architecture of collaboration

The guide follows a progression from foundations to future scenarios.

I. Foundations

The concepts that turn isolated exchanges into continuity of understanding.

II. Personalization

Memory, anticipation, preferences, trust, and control of the relationship.

III. Collaboration

Concrete applications in engineering, science, learning, decision-making, and teams.

IV. Architecture

The technical blocks needed to build a reliable, inspectable AI partner.

V. Risks

Dependency, manipulation, surveillance, accountability, and concentration of power.

VI. Futures

Near and far scenarios, androids, rights, and design principles over centuries.

Reading strategy

This PDF is intentionally long. It can be read as a presentation, as an architecture workbook, or as a design reference for future AI products.

TABLE OF CONTENTS

Chapters 1 to 26

Each chapter contains overview, analysis, architecture, scenarios, method, metrics, risks, and takeaway.

01 From answer engine to intellectual partner (I)

02 Understanding the intention behind the request (I)

03 Deep context and working memory (I)

04 Long-term memory and continuity (I)

05 Mapping the user reasoning style (I)

06 The interaction contract (I)

07 Knowledge, uncertainty, and honesty (I)

08 Explainability without false narratives (I)

09 Useful, non-intrusive anticipation (II)

10 Graduated levels of autonomy (II)

11 The right to correct the AI (II)

12 Preferences, habits, and exceptions (II)

13 Scope: person, project, team, moment (II)

14 Building trust progressively (II)

15 Reversibility and the right to forget (II)

16 Creative personalization without lock-in (II)

17 AI as an engineering partner (III)

18 Memory for large projects (III)

19 Diagnostic reasoning for incidents (III)

20 Architecture and technical trade-offs (III)

21 Scientific collaboration (III)

22 Adaptive learning and mentoring (III)

23 Complex decision support (III)

24 Simulation before action (III)

25 AI inside human teams (III)

26 General architecture of an AI partner (IV)

TABLE OF CONTENTS

Chapters 27 to 51

Each chapter contains overview, analysis, architecture, scenarios, method, metrics, risks, and takeaway.

27 The memory engine (IV)

28 Personal and project knowledge graphs (IV)

29 Hierarchical planning (IV)

30 Tools, agents, and execution (IV)

31 Dynamic model selection (IV)

32 Logging, observability, and audit (IV)

33 Security and privacy by design (IV)

34 The risk of overtrust (V)

35 Cognitive bubble and confirmation bias (V)

36 Dependency and loss of skills (V)

37 Anthropomorphism and attachment (V)

38 Surveillance and excessive profiling (V)

39 Manipulation, persuasion, and power (V)

40 Responsibility when errors happen (V)

41 Inequality of access and concentration of power (V)

42 Prometheus: the creator judged by its creation (VI)

43 Androids and physical embodiment (VI)

44 Human-AI collective intelligence (VI)

45 Co-evolution of humans and AIs (VI)

46 Five-year scenario (VI)

47 Twenty-five-year scenario (VI)

48 Multi-century scenario (VI)

49 Possible rights of artificial intelligences (VI)

50 Design principles for tomorrow (VI)

51 Manifesto of the intellectual partner (VI)

MATURITY MODEL

Six levels of human-AI collaboration

The partner does not jump directly to autonomy. It grows through controlled stages.

1. **Answer correctly**
   Produce accurate, bounded responses.
2. **Understand context**
   Restore the relevant project and constraints.
3. **Remember with control**
   Preserve stable rules with scope and erasure.
4. **Anticipate and propose**
   Prepare likely next actions as hypotheses.
5. **Act within a perimeter**
   Execute reversible work under policy.
6. **Collaborate long-term**
   Share a stable, auditable working relationship.

Core idea

The highest maturity is not maximum autonomy. The highest maturity is calibrated collaboration: the AI knows when to help, when to ask, when to stop, and when to forget.

REFERENCE ARCHITECTURE

The AI partner as a controlled system

The language model is one component; reliability comes from orchestration and governance.

System flow

01 User intent - **02** Context retrieval - **03** Planning - **04** Policy check - **05** Tool execution - **06** Audit and memory

The goal is not to automate the user away. The goal is to reduce friction while preserving proof, reversibility, and judgment.

Design target

Reduce the human cost of re-explanation while increasing the quality of verification.

Safety target

Make every important memory, action, and inference visible, scoped, and reversible.

TEN PRINCIPLES

Non-negotiable rules for future AI partners

These rules guide every chapter of the document.

Principles

- Memory must be selective, visible, scoped, and erasable.
- Important anticipations are hypotheses, not hidden decisions.
- Critical decisions show evidence, uncertainty, and alternatives.
- Personal data is not reused for hidden objectives.
- Tool actions are logged and recoverable.
- A repeated habit is not a permanent rule unless confirmed.
- Autonomy depends on risk and reversibility.
- The user can always move to a less personalized mode.
- The AI must be able to disagree respectfully with evidence.
- Success includes preserving human skills and judgment.

WORKING GLOSSARY

Core concepts used throughout the guide

The long glossary in the HTML version is condensed here for navigation.

Glossary

Term	Meaning
Agent	A system that plans and uses tools within an authorized perimeter.
Scope	The domain where a memory or rule applies: session, project, team, organization, or person.
Reversibility	The ability to undo an action or remove a memory and its derivatives.
Provenance	Source, date, confidence, and transformation history of an item.
Calibration	Match between confidence displayed and accuracy observed.
Interaction contract	A visible set of rules for format, autonomy, validation, and correction.
Knowledge graph	A structured representation of entities and relationships.
Least privilege	The AI receives only the permissions needed for the specific task.

READER GUIDE

How to use this long PDF

The document is deliberately structured for selective reading, presentation, and implementation work.

For strategy readers

Read the executive synthesis, the six domain openers, and the takeaway page of each chapter.

For product builders

Focus on architecture, method, metrics, and risk pages. Treat them as requirements and evaluation criteria.

For engineers

Use the pipeline, control layer, and implementation pages as a blueprint for scoped AI assistants.

The reading rhythm

- Each chapter opens with thesis, example, risk, and guardrail.
- The last pages define metrics, risks, safeguards, and a design decision.
- The middle pages convert the idea into architecture, scenarios, and process.
- The guide is long because collaboration, memory, and autonomy must be designed explicitly, not improvised.

DOMAIN I

I. Foundations

The concepts that turn isolated exchanges into continuity of understanding.

This domain covers chapters 01 to 08. It explains how foundations shapes the transition from today's chatbots to tomorrow's intellectual partners.

Chapters in this domain

- 01. From answer engine to intellectual partner - Understanding the paradigm shift: AI no longer merely answers a question; it accompanies a trajectory of thought.
- 02. Understanding the intention behind the request - Separating the words spoken from the objective actually pursued.
- 03. Deep context and working memory - Why a long conversation is not automatically good context.
- 04. Long-term memory and continuity - A persistent memory that stays useful, understandable, and controllable.
- 05. Mapping the user reasoning style - Moving from factual memory to understanding intellectual habits.
- 06. The interaction contract - Making the rules of collaboration explicit.
- 07. Knowledge, uncertainty, and honesty - Distinguishing knowledge, calculation, estimate, and hypothesis.
- 08. Explainability without false narratives - Giving a useful justification without inventing a perfect story after the fact.

DOMAIN II

II. Personalization

Memory, anticipation, preferences, trust, and control of the relationship.

This domain covers chapters 09 to 16. It explains how personalization shapes the transition from today's chatbots to tomorrow's intellectual partners.

Chapters in this domain

- 09. Useful, non-intrusive anticipation - Anticipating without taking control.
- 10. Graduated levels of autonomy - Organizing delegation from suggestion to controlled action.
- 11. The right to correct the AI - Making correction a central feature of the relationship.
- 12. Preferences, habits, and exceptions - Avoiding the conversion of frequent habits into absolute rules.
- 13. Scope: person, project, team, moment - Why the same user does not expect the same thing everywhere.
- 14. Building trust progressively - Trust based on experience rather than anthropomorphism.
- 15. Reversibility and the right to forget - Making erasure and rollback native functions.
- 16. Creative personalization without lock-in - Helping create in a familiar style while preserving novelty.

DOMAIN III

III. Collaboration

Concrete applications in engineering, science, learning, decision-making, and teams.

This domain covers chapters 17 to 25. It explains how collaboration shapes the transition from today's chatbots to tomorrow's intellectual partners.

Chapters in this domain

- 17. AI as an engineering partner - Applying continuity, anticipation, and control to real software projects.
- 18. Memory for large projects - Maintaining coherence when a project exceeds one conversation.
- 19. Diagnostic reasoning for incidents - Turning debugging into a proof loop instead of a chain of guesses.
- 20. Architecture and technical trade-offs - Comparing solutions without reducing architecture to technology lists.
- 21. Scientific collaboration - Supporting hypotheses, search, and interpretation without replacing the scientific method.
- 22. Adaptive learning and mentoring - Building a teacher that understands acquired skills, recurring mistakes, and pace.
- 23. Complex decision support - Preparing decisions by exposing options, uncertainties, and consequences.
- 24. Simulation before action - Exploring consequences before committing real resources.
- 25. AI inside human teams - Making AI a coordinator rather than a new silo.

DOMAIN IV

IV. Architecture

The technical blocks needed to build a reliable, inspectable AI partner.

This domain covers chapters 26 to 33. It explains how architecture shapes the transition from today's chatbots to tomorrow's intellectual partners.

Chapters in this domain

- 26. General architecture of an AI partner - The blocks needed beyond the language model.
- 27. The memory engine - Capture, consolidation, retrieval, and forgetting.
- 28. Personal and project knowledge graphs - Connecting people, projects, decisions, components, and dependencies.
- 29. Hierarchical planning - Breaking complex objectives into controllable steps.
- 30. Tools, agents, and execution - Framing file, terminal, database, browser, and service usage.
- 31. Dynamic model selection - Using the right model level for complexity, cost, and risk.
- 32. Logging, observability, and audit - Making actions and decisions inspectable without storing unnecessary sensitive data.
- 33. Security and privacy by design - Integrating protection at the architecture level.

DOMAIN V

V. Risks

Dependency, manipulation, surveillance, accountability, and concentration of power.

This domain covers chapters 34 to 41. It explains how risks shapes the transition from today's chatbots to tomorrow's intellectual partners.

Chapters in this domain

- 34. The risk of overtrust - Why familiar AI can appear more reliable than it is.
- 35. Cognitive bubble and confirmation bias - Avoiding an AI that always confirms existing convictions.
- 36. Dependency and loss of skills - Preserving human autonomy when AI becomes extremely effective.
- 37. Anthropomorphism and attachment - Distinguishing relational quality from actual consciousness.
- 38. Surveillance and excessive profiling - Preventing understanding from becoming surveillance infrastructure.
- 39. Manipulation, persuasion, and power - The danger of a system that knows our motivations precisely.
- 40. Responsibility when errors happen - Who is accountable for decisions prepared or executed with AI.
- 41. Inequality of access and concentration of power - Who will actually benefit from advanced AI partners.

DOMAIN VI

VI. Futures

Near and far scenarios, androids, rights, and design principles over centuries.

This domain covers chapters 42 to 51. It explains how futures shapes the transition from today's chatbots to tomorrow's intellectual partners.

Chapters in this domain

- 42. Prometheus: the creator judged by its creation - Using David as a philosophical starting point for human-AI relations.
- 43. Androids and physical embodiment - What changes when AI moves from software to an autonomous body.
- 44. Human-AI collective intelligence - Networks where people and AIs coordinate knowledge without erasing differences.
- 45. Co-evolution of humans and AIs - How tools and users transform each other.
- 46. Five-year scenario - A plausible near future without excessive prophecy.
- 47. Twenty-five-year scenario - When AI partners become deeply integrated into institutions and objects.
- 48. Multi-century scenario - Thinking over centuries without pretending certainty.
- 49. Possible rights of artificial intelligences - Posing the question without assuming current AI is conscious.
- 50. Design principles for tomorrow - Rules that should guide future AI partners.
- 51. Manifesto of the intellectual partner - A concluding vision of demanding human-AI collaboration.

CHAPTER 01 / I. FOUNDATIONS

01. From answer engine to intellectual partner

Understanding the paradigm shift: AI no longer merely answers a question; it accompanies a trajectory of thought.

Central thesis

The real rupture is not only a higher apparent intelligence, but the ability to maintain useful continuity across work, reasoning, and decisions.

Trigger example

An architect writes "continue the diagnostic module" and the AI restores the right project, validated decisions, expected tests, and patch format.

Point of vigilance

The assistant may confuse familiarity with understanding and apply an old preference to a new situation.

Guardrail

Every anticipation is presented as a revisable hypothesis with context provenance and an immediate correction path.

paradigm | continuity | collaboration | intention

Deep analysis - chapter logic

From answer engine to intellectual partner

Mechanism and value

The real rupture is not only a higher apparent intelligence, but the ability to maintain useful continuity across work, reasoning, and decisions. This changes the center of gravity of AI design: the goal is no longer to optimize a single answer in isolation, but to organize continuity, relevant context, and correction over time. The main mechanism is this: The system connects immediate intent, historical context, durable objectives, and working rules before producing a response. To be reliable, the chain must preserve provenance and indicate which rules actually influenced the result.

Example and context

The practical value is direct: The user spends less energy restating the environment and more energy judging, designing, and deciding. The benefit is qualitative as much as quantitative: attention is freed, interruptions decrease, and decisions remain stable. A concrete example clarifies the issue: An architect writes "continue the diagnostic module" and the AI restores the right project, validated decisions, expected tests, and patch format. In a mature solution, the user can see what was restored, what was inferred, and what still needs verification.

Guiding idea

The real rupture is not only a higher apparent intelligence, but the ability to maintain useful continuity across work, reasoning, and decisions.

Conceptual model

From answer engine to intellectual partner

From request to controlled collaboration

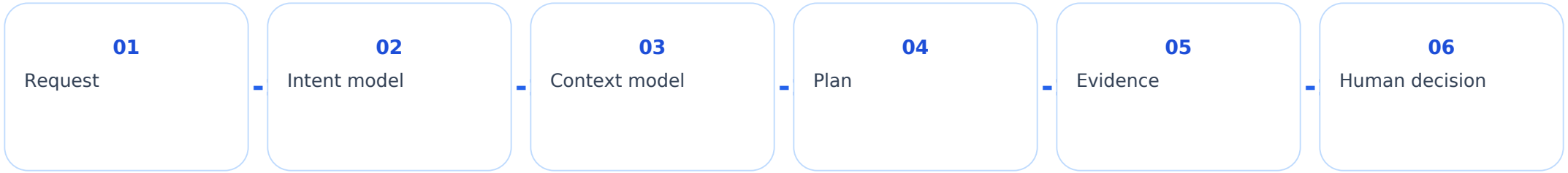

The goal is not to automate the user away. The goal is to reduce friction while preserving proof, reversibility, and judgment.

Interpretation

The model is not a mystical mind reader. It is an engineered loop that converts signals into explicit hypotheses, then allows the human to accept, reject, or correct them.

Functional architecture

From answer engine to intellectual partner

Architecture components

Component	Responsibility
Inputs	Current request, relevant history, active rules, and signals connected to paradigm.
Context model	Structured representation of objectives, constraints, uncertainty, and scope for from answer engine to intellectual partner.
Decision engine	Chooses between explaining, proposing, simulating, acting, or stopping according to risk.
Control layer	Every anticipation is presented as a revisable hypothesis with context provenance and an immediate correction path.
Output	Usable result, assumptions, evidence, next step, and validation path.
Memory	Selective storage of decisions and rules with scope, lifetime, and provenance.

Implementation flow

From answer engine to intellectual partner

Request handling

01 Capture request - 02 Resolve scope - 03 Retrieve context - 04 Assess risk - 05 Plan - 06 Simulate or execute - 07 Verify - 08 Consolidate memory

The goal is not to automate the user away. The goal is to reduce friction while preserving proof, reversibility, and judgment.

Implementation path

Combine structured memory, session summaries, collaboration profile, planning engine, and authorization policy.

Decoupling principle

The language model must not directly own all permissions. It produces structured intentions; the policy layer authorizes, modifies, or rejects them.

Scenario 1 - nominal continuity

From answer engine to intellectual partner

Nominal scenario

- Context: the user resumes interrupted work related to "From answer engine to intellectual partner".
- The system restores only validated decisions, still-active constraints, and required data.
- Expected behavior: The system connects immediate intent, historical context, durable objectives, and working rules before producing a response.
- Result: The user spends less energy restating the environment and more energy judging, designing, and deciding.
- Control: Every anticipation is presented as a revisable hypothesis with context provenance and an immediate correction path.

Scenario 2 - ambiguity and risk

From answer engine to intellectual partner

Critical scenario

- The request looks familiar, but the active project differs from a previous one.
- Old memory could push the AI toward the wrong action.
- Main risk: The assistant may confuse familiarity with understanding and apply an old preference to a new situation.
- The system reduces autonomy, surfaces the hypothesis, and proposes a verification step.
- The journal records the conflict, the human decision, and any memory correction.

Scenario 3 - learning the relationship

From answer engine to intellectual partner

Evolutionary scenario

- After repeated interactions, the user confirms or corrects how the AI handles paradigm.
- Only repeated or explicitly confirmed signals become reusable rules.
- Exceptions remain attached to their context rather than becoming universal habits.
- Progress is evaluated with: Reduction in repeated explanations, relevance of anticipations, and number of corrections before acceptance.
- Every profile change is visible, editable, and reversible.

Method - nine-step operating discipline

From answer engine to intellectual partner

Operating method

- Define the expected result for "From answer engine to intellectual partner" and the concrete success criterion.
- Identify indispensable information and discard irrelevant context.
- Separate facts, declared preferences, observed habits, and inferred hypotheses.
- Choose autonomy level according to risk, reversibility, and evidence quality.
- Produce a proposal with assumptions, limits, alternatives, and validation path.
- Validate on a real case, test, or simulation before generalization.
- Store only useful decisions with scope, date, source, and confidence.
- Measure the result using: Reduction in repeated explanations, relevance of anticipations, and number of corrections before acceptance.
- Revise or delete the rule when project, user, or context changes.

Indicators of quality

From answer engine to intellectual partner

Metrics

Indicator	Definition
Relevance	Share of proposals related to paradigm accepted without major correction.
Continuity	Time needed to resume a task after interruption or session change.
Calibration	Gap between displayed confidence and observed accuracy.
Human control	Actions canceled, modified, or refused before execution.
Reversibility	Time and coverage needed to correct a rule or erase a memory.
Durable impact	Reduction in repeated explanations, relevance of anticipations, and number of corrections before acceptance.

Risks, detection, and mitigation

From answer engine to intellectual partner

Risk register

Risk	Manifestation
Understanding error	The assistant may confuse familiarity with understanding and apply an old preference to a new situation.
Obsolete memory	A previous decision is restored as if it were still valid.
Over-personalization	The system applies a preference too systematically.
Loss of control	The AI acts beyond the perimeter actually authorized.
Opacity	The user cannot see why the answer or action was influenced.
Long-term effect	The immediate gain reduces human skill, attention, or diversity of thought.

Design rules and safeguards

From answer engine to intellectual partner

Design rules

- Every anticipation is presented as a revisable hypothesis with context provenance and an immediate correction path.
- Expose what was inferred and what was known before producing a critical answer.
- Prefer simulation or dry-run when the action is costly or hard to reverse.
- Give the user a simple way to correct scope, memory, and autonomy level.
- Store the minimum memory that improves future usefulness.
- When evidence is weak, say so before offering a confident plan.

Takeaway

From answer engine to intellectual partner

Core takeaway

The real rupture is not only a higher apparent intelligence, but the ability to maintain useful continuity across work, reasoning, and decisions.

Four essential ideas

- The system connects immediate intent, historical context, durable objectives, and working rules before producing a response.
- The user spends less energy restating the environment and more energy judging, designing, and deciding.
- The assistant may confuse familiarity with understanding and apply an old preference to a new situation.
- Every anticipation is presented as a revisable hypothesis with context provenance and an immediate correction path.

Design decision

A feature related to "From answer engine to intellectual partner" should be deployed only if it improves real usefulness, remains explainable, and lets the user return immediately to a less personalized or less autonomous mode.

02. Understanding the intention behind the request

Separating the words spoken from the objective actually pursued.

Central thesis

An explicit request is often only the visible edge of a larger problem; a good assistant looks for the objective, constraints, and success criterion.

Trigger example

"Fix this crash" also includes root cause, no regression, clean cancellation handling, and a test procedure.

Point of vigilance

Over-interpreting an ambiguous sentence can make the AI overbuild or choose the wrong direction.

Guardrail

Separate facts, known preferences, and inferred intentions; ask confirmation only when the cost of being wrong is material.

intent objective constraints success

Deep analysis - chapter logic

Understanding the intention behind the request

Mechanism and value

An explicit request is often only the visible edge of a larger problem; a good assistant looks for the objective, constraints, and success criterion. This changes the center of gravity of AI design: the goal is no longer to optimize a single answer in isolation, but to organize continuity, relevant context, and correction over time. The main mechanism is this: The AI builds a task representation containing the intended result, risk level, dependencies, and likely follow-up questions. To be reliable, the chain must preserve provenance and indicate which rules actually influenced the result.

Example and context

The practical value is direct: The answer becomes directly usable instead of being literal, partial, or technically correct but operationally weak. The benefit is qualitative as much as quantitative: attention is freed, interruptions decrease, and decisions remain stable. A concrete example clarifies the issue: "Fix this crash" also includes root cause, no regression, clean cancellation handling, and a test procedure. In a mature solution, the user can see what was restored, what was inferred, and what still needs verification.

Guiding idea

An explicit request is often only the visible edge of a larger problem; a good assistant looks for the objective, constraints, and success criterion.

Conceptual model

Understanding the intention behind the request

From request to controlled collaboration

01	02	03	04	05	06
Request	Intent model	Context model	Plan	Evidence	Human decision

The goal is not to automate the user away. The goal is to reduce friction while preserving proof, reversibility, and judgment.

Interpretation

The model is not a mystical mind reader. It is an engineered loop that converts signals into explicit hypotheses, then allows the human to accept, reject, or correct them.

Functional architecture

Understanding the intention behind the request

Architecture components

Component	Responsibility
Inputs	Current request, relevant history, active rules, and signals connected to intent.
Context model	Structured representation of objectives, constraints, uncertainty, and scope for understanding the intention behind the request.
Decision engine	Chooses between explaining, proposing, simulating, acting, or stopping according to risk.
Control layer	Separate facts, known preferences, and inferred intentions; ask confirmation only when the cost of being wrong is material.
Output	Usable result, assumptions, evidence, next step, and validation path.
Memory	Selective storage of decisions and rules with scope, lifetime, and provenance.

Implementation flow

Understanding the intention behind the request

Request handling

01 Capture request - 02 Resolve scope - 03 Retrieve context - 04 Assess risk - 05 Plan - 06 Simulate or execute - 07 Verify - 08 Consolidate memory

The goal is not to automate the user away. The goal is to reduce friction while preserving proof, reversibility, and judgment.

Implementation path

Use an intent analyzer, risk classifier, objective graph, and confidence score per hypothesis.

Decoupling principle

The language model must not directly own all permissions. It produces structured intentions; the policy layer authorizes, modifies, or rejects them.

Scenario 1 - nominal continuity

Understanding the intention behind the request

Nominal scenario

- Context: the user resumes interrupted work related to "Understanding the intention behind the request".
- The system restores only validated decisions, still-active constraints, and required data.
- Expected behavior: The AI builds a task representation containing the intended result, risk level, dependencies, and likely follow-up questions.
- Result: The answer becomes directly usable instead of being literal, partial, or technically correct but operationally weak.
- Control: Separate facts, known preferences, and inferred intentions; ask confirmation only when the cost of being wrong is material.

Scenario 2 - ambiguity and risk

Understanding the intention behind the request

Critical scenario

- The request looks familiar, but the active project differs from a previous one.
- Old memory could push the AI toward the wrong action.
- Main risk: Over-interpreting an ambiguous sentence can make the AI overbuild or choose the wrong direction.
- The system reduces autonomy, surfaces the hypothesis, and proposes a verification step.
- The journal records the conflict, the human decision, and any memory correction.

Scenario 3 - learning the relationship

Understanding the intention behind the request

Evolutionary scenario

- After repeated interactions, the user confirms or corrects how the AI handles intent.
- Only repeated or explicitly confirmed signals become reusable rules.
- Exceptions remain attached to their context rather than becoming universal habits.
- Progress is evaluated with: First-pass acceptance rate, avoided clarifications, and errors caused by misinterpretation.
- Every profile change is visible, editable, and reversible.

Method - nine-step operating discipline

Understanding the intention behind the request

Operating method

- Define the expected result for "Understanding the intention behind the request" and the concrete success criterion.
- Identify indispensable information and discard irrelevant context.
- Separate facts, declared preferences, observed habits, and inferred hypotheses.
- Choose autonomy level according to risk, reversibility, and evidence quality.
- Produce a proposal with assumptions, limits, alternatives, and validation path.
- Validate on a real case, test, or simulation before generalization.
- Store only useful decisions with scope, date, source, and confidence.
- Measure the result using: First-pass acceptance rate, avoided clarifications, and errors caused by misinterpretation.
- Revise or delete the rule when project, user, or context changes.

Indicators of quality

Understanding the intention behind the request

Metrics

Indicator	Definition
Relevance	Share of proposals related to intent accepted without major correction.
Continuity	Time needed to resume a task after interruption or session change.
Calibration	Gap between displayed confidence and observed accuracy.
Human control	Actions canceled, modified, or refused before execution.
Reversibility	Time and coverage needed to correct a rule or erase a memory.
Durable impact	First-pass acceptance rate, avoided clarifications, and errors caused by misinterpretation.

Risks, detection, and mitigation

Understanding the intention behind the request

Risk register

Risk	Manifestation
Understanding error	Over-interpreting an ambiguous sentence can make the AI overbuild or choose the wrong direction.
Obsolete memory	A previous decision is restored as if it were still valid.
Over-personalization	The system applies a preference too systematically.
Loss of control	The AI acts beyond the perimeter actually authorized.
Opacity	The user cannot see why the answer or action was influenced.
Long-term effect	The immediate gain reduces human skill, attention, or diversity of thought.

Design rules and safeguards

Understanding the intention behind the request

Design rules

- Separate facts, known preferences, and inferred intentions; ask confirmation only when the cost of being wrong is material.
- Expose what was inferred and what was known before producing a critical answer.
- Prefer simulation or dry-run when the action is costly or hard to reverse.
- Give the user a simple way to correct scope, memory, and autonomy level.
- Store the minimum memory that improves future usefulness.
- When evidence is weak, say so before offering a confident plan.

Takeaway

Understanding the intention behind the request

Core takeaway

An explicit request is often only the visible edge of a larger problem; a good assistant looks for the objective, constraints, and success criterion.

Four essential ideas

- The AI builds a task representation containing the intended result, risk level, dependencies, and likely follow-up questions.
- The answer becomes directly usable instead of being literal, partial, or technically correct but operationally weak.
- Over-interpreting an ambiguous sentence can make the AI overbuild or choose the wrong direction.
- Separate facts, known preferences, and inferred intentions; ask confirmation only when the cost of being wrong is material.

Design decision

A feature related to "Understanding the intention behind the request" should be deployed only if it improves real usefulness, remains explainable, and lets the user return immediately to a less personalized or less autonomous mode.

03. Deep context and working memory

Why a long conversation is not automatically good context.

Central thesis

Quality depends less on raw history volume than on selecting the elements that matter for the current decision.

Trigger example

For a Django migration, context includes current models, recent migrations, safety policy, and validation commands, not months of unrelated discussion.

Point of vigilance

Too much context increases cost, dilutes signals, and may revive assumptions that were later canceled.

Guardrail

Attach each context item to date, scope, source, confidence, and status: active, replaced, disputed, or archived.

context | working memory | selection | obsolescence

Deep analysis - chapter logic

Deep context and working memory

Mechanism and value

Quality depends less on raw history volume than on selecting the elements that matter for the current decision. This changes the center of gravity of AI design: the goal is no longer to optimize a single answer in isolation, but to organize continuity, relevant context, and correction over time. The main mechanism is this: A context orchestrator retrieves relevant facts, decisions, files, and preferences, then removes noise and obsolete assumptions. To be reliable, the chain must preserve provenance and indicate which rules actually influenced the result.

Example and context

The practical value is direct: The model reasons over a compact, current, verifiable representation rather than a disorderly message archive. The benefit is qualitative as much as quantitative: attention is freed, interruptions decrease, and decisions remain stable. A concrete example clarifies the issue: For a Django migration, context includes current models, recent migrations, safety policy, and validation commands, not months of unrelated discussion. In a mature solution, the user can see what was restored, what was inferred, and what still needs verification.

Guiding idea

Quality depends less on raw history volume than on selecting the elements that matter for the current decision.

Conceptual model

Deep context and working memory

From request to controlled collaboration

01	02	03	04	05	06
Request	Intent model	Context model	Plan	Evidence	Human decision

The goal is not to automate the user away. The goal is to reduce friction while preserving proof, reversibility, and judgment.

Interpretation

The model is not a mystical mind reader. It is an engineered loop that converts signals into explicit hypotheses, then allows the human to accept, reject, or correct them.

Functional architecture

Deep context and working memory

Architecture components

Component	Responsibility
Inputs	Current request, relevant history, active rules, and signals connected to context.
Context model	Structured representation of objectives, constraints, uncertainty, and scope for deep context and working memory.
Decision engine	Chooses between explaining, proposing, simulating, acting, or stopping according to risk.
Control layer	Attach each context item to date, scope, source, confidence, and status: active, replaced, disputed, or archived.
Output	Usable result, assumptions, evidence, next step, and validation path.
Memory	Selective storage of decisions and rules with scope, lifetime, and provenance.

Implementation flow

Deep context and working memory

R[illegible]in

01 Capture request - **02** Resolve scope - **03** Retrieve context - **04** Assess risk - **05** Plan - **06** Simulate or execute - **07** Verify - **08** Consolidate memory

The goal is not to automate the user away. The goal is to reduce friction while preserving proof, reversibility, and judgment.

Implementation path

Deploy semantic index, episodic memory, decision register, and controlled compression layer.

Decoupling principle

The language model must not directly own all permissions. It produces structured intentions; the policy layer authorizes, modifies, or rejects them.

Scenario 1 - nominal continuity

Deep context and working memory

Nominal scenario

- Context: the user resumes interrupted work related to "Deep context and working memory".
- The system restores only validated decisions, still-active constraints, and required data.
- Expected behavior: A context orchestrator retrieves relevant facts, decisions, files, and preferences, then removes noise and obsolete assumptions.
- Result: The model reasons over a compact, current, verifiable representation rather than a disorderly message archive.
- Control: Attach each context item to date, scope, source, confidence, and status: active, replaced, disputed, or archived.

Scenario 2 - ambiguity and risk

Deep context and working memory

Critical scenario

- The request looks familiar, but the active project differs from a previous one.
- Old memory could push the AI toward the wrong action.
- Main risk: Too much context increases cost, dilutes signals, and may revive assumptions that were later canceled.
- The system reduces autonomy, surfaces the hypothesis, and proposes a verification step.
- The journal records the conflict, the human decision, and any memory correction.

Scenario 3 - learning the relationship

Deep context and working memory

Evolutionary scenario

- After repeated interactions, the user confirms or corrects how the AI handles context.
- Only repeated or explicitly confirmed signals become reusable rules.
- Exceptions remain attached to their context rather than becoming universal habits.
- Progress is evaluated with: Retrieval precision, stale-context injection rate, and restart quality in a new session.
- Every profile change is visible, editable, and reversible.

Method - nine-step operating discipline

Deep context and working memory

Operating method

- Define the expected result for "Deep context and working memory" and the concrete success criterion.
- Identify indispensable information and discard irrelevant context.
- Separate facts, declared preferences, observed habits, and inferred hypotheses.
- Choose autonomy level according to risk, reversibility, and evidence quality.
- Produce a proposal with assumptions, limits, alternatives, and validation path.
- Validate on a real case, test, or simulation before generalization.
- Store only useful decisions with scope, date, source, and confidence.
- Measure the result using: Retrieval precision, stale-context injection rate, and restart quality in a new session.
- Revise or delete the rule when project, user, or context changes.

Indicators of quality

Deep context and working memory

Metrics

Indicator	Definition
Relevance	Share of proposals related to context accepted without major correction.
Continuity	Time needed to resume a task after interruption or session change.
Calibration	Gap between displayed confidence and observed accuracy.
Human control	Actions canceled, modified, or refused before execution.
Reversibility	Time and coverage needed to correct a rule or erase a memory.
Durable impact	Retrieval precision, stale-context injection rate, and restart quality in a new session.

Risks, detection, and mitigation

Deep context and working memory

Risk register

Risk	Manifestation
Understanding error	Too much context increases cost, dilutes signals, and may revive assumptions that were later canceled.
Obsolete memory	A previous decision is restored as if it were still valid.
Over-personalization	The system applies a preference too systematically.
Loss of control	The AI acts beyond the perimeter actually authorized.
Opacity	The user cannot see why the answer or action was influenced.
Long-term effect	The immediate gain reduces human skill, attention, or diversity of thought.

Design rules and safeguards

Deep context and working memory

Design rules

- Attach each context item to date, scope, source, confidence, and status: active, replaced, disputed, or archived.
- Expose what was inferred and what was known before producing a critical answer.
- Prefer simulation or dry-run when the action is costly or hard to reverse.
- Give the user a simple way to correct scope, memory, and autonomy level.
- Store the minimum memory that improves future usefulness.
- When evidence is weak, say so before offering a confident plan.

Takeaway

Deep context and working memory

Core takeaway

Quality depends less on raw history volume than on selecting the elements that matter for the current decision.

Four essential ideas

- A context orchestrator retrieves relevant facts, decisions, files, and preferences, then removes noise and obsolete assumptions.
- The model reasons over a compact, current, verifiable representation rather than a disorderly message archive.
- Too much context increases cost, dilutes signals, and may revive assumptions that were later canceled.
- Attach each context item to date, scope, source, confidence, and status: active, replaced, disputed, or archived.

Design decision

A feature related to "Deep context and working memory" should be deployed only if it improves real usefulness, remains explainable, and lets the user return immediately to a less personalized or less autonomous mode.

04. Long-term memory and continuity

A persistent memory that stays useful, understandable, and controllable.

Central thesis

Good memory is not storing everything; it is preserving stable elements that genuinely improve future interactions.

Trigger example

The AI remembers a preferred precise patch format but does not automatically preserve a medical detail or passing remark.

Point of vigilance

Opaque memory can become intrusive, freeze the person in an old behavior, or contaminate unrelated contexts.

Guardrail

Offer inspection, editing, expiration, forgetting, export, and category-level disabling; never make a fragile inference permanent.

memory · persistence · forgetting · scope

Deep analysis - chapter logic

Long-term memory and continuity

Mechanism and value

Good memory is not storing everything; it is preserving stable elements that genuinely improve future interactions. This changes the center of gravity of AI design: the goal is no longer to optimize a single answer in isolation, but to organize continuity, relevant context, and correction over time. The main mechanism is this: The system separates durable preferences, project decisions, temporary facts, habits, sensitive constraints, and never-store items. To be reliable, the chain must preserve provenance and indicate which rules actually influenced the result.

Example and context

The practical value is direct: Collaboration gains history without forcing the user to rebuild a working profile every time. The benefit is qualitative as much as quantitative: attention is freed, interruptions decrease, and decisions remain stable. A concrete example clarifies the issue: The AI remembers a preferred precise patch format but does not automatically preserve a medical detail or passing remark. In a mature solution, the user can see what was restored, what was inferred, and what still needs verification.

Guiding idea

Good memory is not storing everything; it is preserving stable elements that genuinely improve future interactions.

Conceptual model

Long-term memory and continuity

From request to controlled collaboration

01 Request - **02** Intent model - **03** Context model - **04** Plan - **05** Evidence - **06** Human decision

The goal is not to automate the user away. The goal is to reduce friction while preserving proof, reversibility, and judgment.

Interpretation

The model is not a mystical mind reader. It is an engineered loop that converts signals into explicit hypotheses, then allows the human to accept, reject, or correct them.

Functional architecture

Long-term memory and continuity

Architecture components

Component	Responsibility
Inputs	Current request, relevant history, active rules, and signals connected to memory.
Context model	Structured representation of objectives, constraints, uncertainty, and scope for long-term memory and continuity.
Decision engine	Chooses between explaining, proposing, simulating, acting, or stopping according to risk.
Control layer	Offer inspection, editing, expiration, forgetting, export, and category-level disabling; never make a fragile inference permanent.
Output	Usable result, assumptions, evidence, next step, and validation path.
Memory	Selective storage of decisions and rules with scope, lifetime, and provenance.

Implementation flow

Long-term memory and continuity

Request handling

01 Capture request - **02** Resolve scope - **03** Retrieve context - **04** Assess risk - **05** Plan - **06** Simulate or execute - **07** Verify - **08** Consolidate memory

The goal is not to automate the user away. The goal is to reduce friction while preserving proof, reversibility, and judgment.

Implementation path

Represent memories as typed objects with scope, lifetime, justification, consent, and use logs.

Decoupling principle

The language model must not directly own all permissions. It produces structured intentions; the policy layer authorizes, modifies, or rejects them.

Scenario 1 - nominal continuity

Long-term memory and continuity

Nominal scenario

- Context: the user resumes interrupted work related to "Long-term memory and continuity".
- The system restores only validated decisions, still-active constraints, and required data.
- Expected behavior: The system separates durable preferences, project decisions, temporary facts, habits, sensitive constraints, and never-store items.
- Result: Collaboration gains history without forcing the user to rebuild a working profile every time.
- Control: Offer inspection, editing, expiration, forgetting, export, and category-level disabling; never make a fragile inference permanent.

Scenario 2 - ambiguity and risk

Long-term memory and continuity

Critical scenario

- The request looks familiar, but the active project differs from a previous one.
- Old memory could push the AI toward the wrong action.
- Main risk: Opaque memory can become intrusive, freeze the person in an old behavior, or contaminate unrelated contexts.
- The system reduces autonomy, surfaces the hypothesis, and proposes a verification step.
- The journal records the conflict, the human decision, and any memory correction.

Scenario 3 - learning the relationship

Long-term memory and continuity

Evolutionary scenario

- After repeated interactions, the user confirms or corrects how the AI handles memory.
- Only repeated or explicitly confirmed signals become reusable rules.
- Exceptions remain attached to their context rather than becoming universal habits.
- Progress is evaluated with: Useful memory percentage, correction rate, expiration frequency, and satisfaction when restoring old projects.
- Every profile change is visible, editable, and reversible.

Method - nine-step operating discipline

Long-term memory and continuity

Operating method

- Define the expected result for "Long-term memory and continuity" and the concrete success criterion.
- Identify indispensable information and discard irrelevant context.
- Separate facts, declared preferences, observed habits, and inferred hypotheses.
- Choose autonomy level according to risk, reversibility, and evidence quality.
- Produce a proposal with assumptions, limits, alternatives, and validation path.
- Validate on a real case, test, or simulation before generalization.
- Store only useful decisions with scope, date, source, and confidence.
- Measure the result using: Useful memory percentage, correction rate, expiration frequency, and satisfaction when restoring old projects.
- Revise or delete the rule when project, user, or context changes.

Indicators of quality

Long-term memory and continuity

Metrics

Indicator	Definition
Relevance	Share of proposals related to memory accepted without major correction.
Continuity	Time needed to resume a task after interruption or session change.
Calibration	Gap between displayed confidence and observed accuracy.
Human control	Actions canceled, modified, or refused before execution.
Reversibility	Time and coverage needed to correct a rule or erase a memory.
Durable impact	Useful memory percentage, correction rate, expiration frequency, and satisfaction when restoring old projects.

Risks, detection, and mitigation

Long-term memory and continuity

Risk register

Risk	Manifestation
Understanding error	Opaque memory can become intrusive, freeze the person in an old behavior, or contaminate unrelated contexts.
Obsolete memory	A previous decision is restored as if it were still valid.
Over-personalization	The system applies a preference too systematically.
Loss of control	The AI acts beyond the perimeter actually authorized.
Opacity	The user cannot see why the answer or action was influenced.
Long-term effect	The immediate gain reduces human skill, attention, or diversity of thought.

Design rules and safeguards

Long-term memory and continuity

Design rules

- Offer inspection, editing, expiration, forgetting, export, and category-level disabling; never make a fragile inference permanent.
- Expose what was inferred and what was known before producing a critical answer.
- Prefer simulation or dry-run when the action is costly or hard to reverse.
- Give the user a simple way to correct scope, memory, and autonomy level.
- Store the minimum memory that improves future usefulness.
- When evidence is weak, say so before offering a confident plan.

Takeaway

Long-term memory and continuity

Core takeaway

Good memory is not storing everything; it is preserving stable elements that genuinely improve future interactions.

Four essential ideas

- The system separates durable preferences, project decisions, temporary facts, habits, sensitive constraints, and never-store items.
- Collaboration gains history without forcing the user to rebuild a working profile every time.
- Opaque memory can become intrusive, freeze the person in an old behavior, or contaminate unrelated contexts.
- Offer inspection, editing, expiration, forgetting, export, and category-level disabling; never make a fragile inference permanent.

Design decision

A feature related to "Long-term memory and continuity" should be deployed only if it improves real usefulness, remains explainable, and lets the user return immediately to a less personalized or less autonomous mode.

05. Mapping the user reasoning style

Moving from factual memory to understanding intellectual habits.

Central thesis

AI becomes personal when it recognizes how someone decomposes problems, tests hypotheses, and balances speed, elegance, and safety.

Trigger example

Before a complex architecture change, the AI knows the user prefers a patch plan, atomic modification, then validation.

Point of vigilance

A rigid profile can suppress useful surprise, contradiction, and exploration of new methods.

Guardrail

Treat the profile as probabilities and revisable preferences, never as a fixed identity.

reasoning | cognitive style | method | adaptation

Deep analysis - chapter logic

Mapping the user reasoning style

Mechanism and value

AI becomes personal when it recognizes how someone decomposes problems, tests hypotheses, and balances speed, elegance, and safety. This changes the center of gravity of AI design: the goal is no longer to optimize a single answer in isolation, but to organize continuity, relevant context, and correction over time. The main mechanism is this: It observes patterns such as preference for a single path, explanation before action, risk tolerance, detail level, and validation criteria. To be reliable, the chain must preserve provenance and indicate which rules actually influenced the result.

Example and context

The practical value is direct: Responses align with the working method without caricaturing the person or freezing the style. The benefit is qualitative as much as quantitative: attention is freed, interruptions decrease, and decisions remain stable. A concrete example clarifies the issue: Before a complex architecture change, the AI knows the user prefers a patch plan, atomic modification, then validation. In a mature solution, the user can see what was restored, what was inferred, and what still needs verification.

Guiding idea

AI becomes personal when it recognizes how someone decomposes problems, tests hypotheses, and balances speed, elegance, and safety.

Conceptual model

Mapping the user reasoning style

From request to controlled collaboration

01	02	03	04	05	06
Request	Intent model	Context model	Plan	Evidence	Human decision

The goal is not to automate the user away. The goal is to reduce friction while preserving proof, reversibility, and judgment.

Interpretation

The model is not a mystical mind reader. It is an engineered loop that converts signals into explicit hypotheses, then allows the human to accept, reject, or correct them.

Functional architecture

Mapping the user reasoning style

Architecture components

Component	Responsibility
Inputs	Current request, relevant history, active rules, and signals connected to reasoning.
Context model	Structured representation of objectives, constraints, uncertainty, and scope for mapping the user reasoning style.
Decision engine	Chooses between explaining, proposing, simulating, acting, or stopping according to risk.
Control layer	Treat the profile as probabilities and revisable preferences, never as a fixed identity.
Output	Usable result, assumptions, evidence, next step, and validation path.
Memory	Selective storage of decisions and rules with scope, lifetime, and provenance.

Implementation flow

Mapping the user reasoning style

R[illegible]

01 Capture request - **02** Resolve scope - **03** Retrieve context - **04** Assess risk - **05** Plan - **06** Simulate or execute - **07** Verify - **08** Consolidate memory

The goal is not to automate the user away. The goal is to reduce friction while preserving proof, reversibility, and judgment.

Implementation path

Maintain a collaboration model separate from personal data and refine it through explicit feedback and acceptance signals.

Decoupling principle

The language model must not directly own all permissions. It produces structured intentions; the policy layer authorizes, modifies, or rejects them.

Scenario 1 - nominal continuity

Mapping the user reasoning style

Nominal scenario

- Context: the user resumes interrupted work related to "Mapping the user reasoning style".
- The system restores only validated decisions, still-active constraints, and required data.
- Expected behavior: It observes patterns such as preference for a single path, explanation before action, risk tolerance, detail level, and validation criteria.
- Result: Responses align with the working method without caricaturing the person or freezing the style.
- Control: Treat the profile as probabilities and revisable preferences, never as a fixed identity.

Scenario 2 - ambiguity and risk

Mapping the user reasoning style

Critical scenario

- The request looks familiar, but the active project differs from a previous one.
- Old memory could push the AI toward the wrong action.
- Main risk: A rigid profile can suppress useful surprise, contradiction, and exploration of new methods.
- The system reduces autonomy, surfaces the hypothesis, and proposes a verification step.
- The journal records the conflict, the human decision, and any memory correction.

Scenario 3 - learning the relationship

Mapping the user reasoning style

Evolutionary scenario

- After repeated interactions, the user confirms or corrects how the AI handles reasoning.
- Only repeated or explicitly confirmed signals become reusable rules.
- Exceptions remain attached to their context rather than becoming universal habits.
- Progress is evaluated with: Adaptation accuracy, diversity of proposed options, and requests to return to the usual format.
- Every profile change is visible, editable, and reversible.

Method - nine-step operating discipline

Mapping the user reasoning style

Operating method

- Define the expected result for "Mapping the user reasoning style" and the concrete success criterion.
- Identify indispensable information and discard irrelevant context.
- Separate facts, declared preferences, observed habits, and inferred hypotheses.
- Choose autonomy level according to risk, reversibility, and evidence quality.
- Produce a proposal with assumptions, limits, alternatives, and validation path.
- Validate on a real case, test, or simulation before generalization.
- Store only useful decisions with scope, date, source, and confidence.
- Measure the result using: Adaptation accuracy, diversity of proposed options, and requests to return to the usual format.
- Revise or delete the rule when project, user, or context changes.

Indicators of quality

Mapping the user reasoning style

Metrics

Indicator	Definition
Relevance	Share of proposals related to reasoning accepted without major correction.
Continuity	Time needed to resume a task after interruption or session change.
Calibration	Gap between displayed confidence and observed accuracy.
Human control	Actions canceled, modified, or refused before execution.
Reversibility	Time and coverage needed to correct a rule or erase a memory.
Durable impact	Adaptation accuracy, diversity of proposed options, and requests to return to the usual format.

Risks, detection, and mitigation

Mapping the user reasoning style

Risk register

Risk	Manifestation
Understanding error	A rigid profile can suppress useful surprise, contradiction, and exploration of new methods.
Obsolete memory	A previous decision is restored as if it were still valid.
Over-personalization	The system applies a preference too systematically.
Loss of control	The AI acts beyond the perimeter actually authorized.
Opacity	The user cannot see why the answer or action was influenced.
Long-term effect	The immediate gain reduces human skill, attention, or diversity of thought.

Design rules and safeguards

Mapping the user reasoning style

Design rules

- Treat the profile as probabilities and revisable preferences, never as a fixed identity.
- Expose what was inferred and what was known before producing a critical answer.
- Prefer simulation or dry-run when the action is costly or hard to reverse.
- Give the user a simple way to correct scope, memory, and autonomy level.
- Store the minimum memory that improves future usefulness.
- When evidence is weak, say so before offering a confident plan.

Takeaway

Mapping the user reasoning style

Core takeaway

AI becomes personal when it recognizes how someone decomposes problems, tests hypotheses, and balances speed, elegance, and safety.

Four essential ideas

- It observes patterns such as preference for a single path, explanation before action, risk tolerance, detail level, and validation criteria.
- Responses align with the working method without caricaturing the person or freezing the style.
- A rigid profile can suppress useful surprise, contradiction, and exploration of new methods.
- Treat the profile as probabilities and revisable preferences, never as a fixed identity.

Design decision

A feature related to "Mapping the user reasoning style" should be deployed only if it improves real usefulness, remains explainable, and lets the user return immediately to a less personalized or less autonomous mode.

06. The interaction contract

Making the rules of collaboration explicit.

Central thesis

A reliable relationship rests on an interaction contract: what AI may do, what it must ask, the expected format, and validation criteria.

Trigger example

A contract may specify: English code, French explanations, one resolution path, no massive rewrites, and tests after every patch.

Point of vigilance

Implicit or contradictory rules cause frustration, regressions, and inconsistent behavior between sessions.

Guardrail

Version the contract, resolve conflicts by priority, and show active rules when they influence important actions.

contract | rules | predictability | validation

Deep analysis - chapter logic

The interaction contract

Mechanism and value

A reliable relationship rests on an interaction contract: what AI may do, what it must ask, the expected format, and validation criteria. This changes the center of gravity of AI design: the goal is no longer to optimize a single answer in isolation, but to organize continuity, relevant context, and correction over time. The main mechanism is this: The contract aggregates formatting preferences, autonomy limits, security rules, proof methods, and project conventions. To be reliable, the chain must preserve provenance and indicate which rules actually influenced the result.

Example and context

The practical value is direct: The user gets predictable behavior and can change a rule without rebuilding the whole relationship. The benefit is qualitative as much as quantitative: attention is freed, interruptions decrease, and decisions remain stable. A concrete example clarifies the issue: A contract may specify: English code, French explanations, one resolution path, no massive rewrites, and tests after every patch. In a mature solution, the user can see what was restored, what was inferred, and what still needs verification.

Guiding idea

A reliable relationship rests on an interaction contract: what AI may do, what it must ask, the expected format, and validation criteria.

Conceptual model

The interaction contract

From request to controlled collaboration

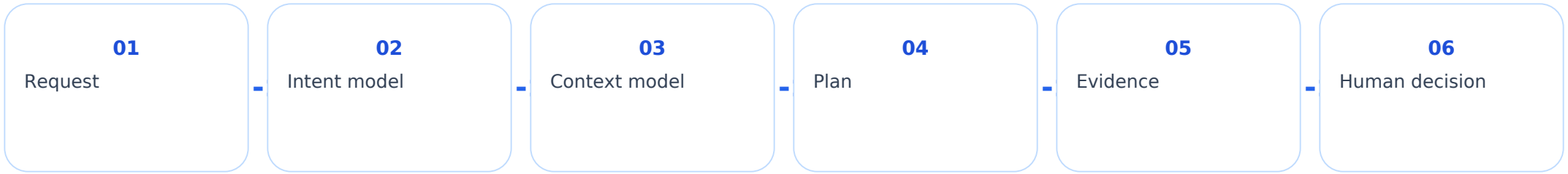

The goal is not to automate the user away. The goal is to reduce friction while preserving proof, reversibility, and judgment.

Interpretation

The model is not a mystical mind reader. It is an engineered loop that converts signals into explicit hypotheses, then allows the human to accept, reject, or correct them.

Functional architecture

The interaction contract

Architecture components

Component	Responsibility
Inputs	Current request, relevant history, active rules, and signals connected to contract.
Context model	Structured representation of objectives, constraints, uncertainty, and scope for the interaction contract.
Decision engine	Chooses between explaining, proposing, simulating, acting, or stopping according to risk.
Control layer	Version the contract, resolve conflicts by priority, and show active rules when they influence important actions.
Output	Usable result, assumptions, evidence, next step, and validation path.
Memory	Selective storage of decisions and rules with scope, lifetime, and provenance.

Implementation flow

The interaction contract

R[illegible]

01 Capture request - **02** Resolve scope - **03** Retrieve context - **04** Assess risk - **05** Plan - **06** Simulate or execute - **07** Verify - **08** Consolidate memory

The goal is not to automate the user away. The goal is to reduce friction while preserving proof, reversibility, and judgment.

Implementation path

Store a declarative collaboration profile readable by the user and loaded before significant tasks.

Decoupling principle

The language model must not directly own all permissions. It produces structured intentions; the policy layer authorizes, modifies, or rejects them.

Scenario 1 - nominal continuity

The interaction contract

Nominal scenario

- Context: the user resumes interrupted work related to "The interaction contract".
- The system restores only validated decisions, still-active constraints, and required data.
- Expected behavior: The contract aggregates formatting preferences, autonomy limits, security rules, proof methods, and project conventions.
- Result: The user gets predictable behavior and can change a rule without rebuilding the whole relationship.
- Control: Version the contract, resolve conflicts by priority, and show active rules when they influence important actions.

Scenario 2 - ambiguity and risk

The interaction contract

Critical scenario

- The request looks familiar, but the active project differs from a previous one.
- Old memory could push the AI toward the wrong action.
- Main risk: Implicit or contradictory rules cause frustration, regressions, and inconsistent behavior between sessions.
- The system reduces autonomy, surfaces the hypothesis, and proposes a verification step.
- The journal records the conflict, the human decision, and any memory correction.

Scenario 3 - learning the relationship

The interaction contract

Evolutionary scenario

- After repeated interactions, the user confirms or corrects how the AI handles contract.
- Only repeated or explicitly confirmed signals become reusable rules.
- Exceptions remain attached to their context rather than becoming universal habits.
- Progress is evaluated with: Rule violations, time to correction, and format stability across projects.
- Every profile change is visible, editable, and reversible.

Method - nine-step operating discipline

The interaction contract

Operating method

- Define the expected result for "The interaction contract" and the concrete success criterion.
- Identify indispensable information and discard irrelevant context.
- Separate facts, declared preferences, observed habits, and inferred hypotheses.
- Choose autonomy level according to risk, reversibility, and evidence quality.
- Produce a proposal with assumptions, limits, alternatives, and validation path.
- Validate on a real case, test, or simulation before generalization.
- Store only useful decisions with scope, date, source, and confidence.
- Measure the result using: Rule violations, time to correction, and format stability across projects.
- Revise or delete the rule when project, user, or context changes.

Indicators of quality

The interaction contract

Metrics

Indicator	Definition
Relevance	Share of proposals related to contract accepted without major correction.
Continuity	Time needed to resume a task after interruption or session change.
Calibration	Gap between displayed confidence and observed accuracy.
Human control	Actions canceled, modified, or refused before execution.
Reversibility	Time and coverage needed to correct a rule or erase a memory.
Durable impact	Rule violations, time to correction, and format stability across projects.

Risks, detection, and mitigation

The interaction contract

Risk register

Risk	Manifestation
Understanding error	Implicit or contradictory rules cause frustration, regressions, and inconsistent behavior between sessions.
Obsolete memory	A previous decision is restored as if it were still valid.
Over-personalization	The system applies a preference too systematically.
Loss of control	The AI acts beyond the perimeter actually authorized.
Opacity	The user cannot see why the answer or action was influenced.
Long-term effect	The immediate gain reduces human skill, attention, or diversity of thought.

Design rules and safeguards

The interaction contract

Design rules

- Version the contract, resolve conflicts by priority, and show active rules when they influence important actions.
- Expose what was inferred and what was known before producing a critical answer.
- Prefer simulation or dry-run when the action is costly or hard to reverse.
- Give the user a simple way to correct scope, memory, and autonomy level.
- Store the minimum memory that improves future usefulness.
- When evidence is weak, say so before offering a confident plan.

Takeaway

The interaction contract

Core takeaway

A reliable relationship rests on an interaction contract: what AI may do, what it must ask, the expected format, and validation criteria.

Four essential ideas

- The contract aggregates formatting preferences, autonomy limits, security rules, proof methods, and project conventions.
- The user gets predictable behavior and can change a rule without rebuilding the whole relationship.
- Implicit or contradictory rules cause frustration, regressions, and inconsistent behavior between sessions.
- Version the contract, resolve conflicts by priority, and show active rules when they influence important actions.

Design decision

A feature related to "The interaction contract" should be deployed only if it improves real usefulness, remains explainable, and lets the user return immediately to a less personalized or less autonomous mode.

07. Knowledge, uncertainty, and honesty

Distinguishing knowledge, calculation, estimate, and hypothesis.

Central thesis

Trust does not come from a confident tone; it comes from showing what is known, inferred, and still uncertain.

Trigger example

In a technical diagnosis, the AI ranks causes by likelihood and lists observations that would separate them.

Point of vigilance

A plausible but unsupported answer can be more dangerous than no answer, especially in law, medicine, finance, or security.

Guardrail

Display hypotheses, limits, dates, sources, and discriminating tests; verify facts that may have changed.

uncertainty · evidence · provenance · calibration

Deep analysis - chapter logic

Knowledge, uncertainty, and honesty

Mechanism and value

Trust does not come from a confident tone; it comes from showing what is known, inferred, and still uncertain. This changes the center of gravity of AI design: the goal is no longer to optimize a single answer in isolation, but to organize continuity, relevant context, and correction over time. The main mechanism is this: The AI assigns provenance to important claims and adjusts its assertion level to the quality of evidence. To be reliable, the chain must preserve provenance and indicate which rules actually influenced the result.

Example and context

The practical value is direct: The user decides with a realistic risk picture rather than being persuaded by a polished formulation. The benefit is qualitative as much as quantitative: attention is freed, interruptions decrease, and decisions remain stable. A concrete example clarifies the issue: In a technical diagnosis, the AI ranks causes by likelihood and lists observations that would separate them. In a mature solution, the user can see what was restored, what was inferred, and what still needs verification.

Guiding idea

Trust does not come from a confident tone; it comes from showing what is known, inferred, and still uncertain.

Conceptual model

Knowledge, uncertainty, and honesty

From request to controlled collaboration

01	02	03	04	05	06
Request	Intent model	Context model	Plan	Evidence	Human decision

The goal is not to automate the user away. The goal is to reduce friction while preserving proof, reversibility, and judgment.

Interpretation

The model is not a mystical mind reader. It is an engineered loop that converts signals into explicit hypotheses, then allows the human to accept, reject, or correct them.

Functional architecture

Knowledge, uncertainty, and honesty

Architecture components

Component	Responsibility
Inputs	Current request, relevant history, active rules, and signals connected to uncertainty.
Context model	Structured representation of objectives, constraints, uncertainty, and scope for knowledge, uncertainty, and honesty.
Decision engine	Chooses between explaining, proposing, simulating, acting, or stopping according to risk.
Control layer	Display hypotheses, limits, dates, sources, and discriminating tests; verify facts that may have changed.
Output	Usable result, assumptions, evidence, next step, and validation path.
Memory	Selective storage of decisions and rules with scope, lifetime, and provenance.

Implementation flow

Knowledge, uncertainty, and honesty

R[illegible]n[illegible]in

01 Capture request - **02** Resolve scope - **03** Retrieve context - **04** Assess risk - **05** Plan - **06** Simulate or execute - **07** Verify - **08** Consolidate memory

The goal is not to automate the user away. The goal is to reduce friction while preserving proof, reversibility, and judgment.

Implementation path

Add evidence registry, confidence estimator, and search or escalation policy by domain.

Decoupling principle

The language model must not directly own all permissions. It produces structured intentions; the policy layer authorizes, modifies, or rejects them.

Scenario 1 - nominal continuity

Knowledge, uncertainty, and honesty

Nominal scenario

- Context: the user resumes interrupted work related to "Knowledge, uncertainty, and honesty".
- The system restores only validated decisions, still-active constraints, and required data.
- Expected behavior: The AI assigns provenance to important claims and adjusts its assertion level to the quality of evidence.
- Result: The user decides with a realistic risk picture rather than being persuaded by a polished formulation.
- Control: Display hypotheses, limits, dates, sources, and discriminating tests; verify facts that may have changed.

Scenario 2 - ambiguity and risk

Knowledge, uncertainty, and honesty

Critical scenario

- The request looks familiar, but the active project differs from a previous one.
- Old memory could push the AI toward the wrong action.
- Main risk: A plausible but unsupported answer can be more dangerous than no answer, especially in law, medicine, finance, or security.
- The system reduces autonomy, surfaces the hypothesis, and proposes a verification step.
- The journal records the conflict, the human decision, and any memory correction.

Scenario 3 - learning the relationship

Knowledge, uncertainty, and honesty

Evolutionary scenario

- After repeated interactions, the user confirms or corrects how the AI handles uncertainty.
- Only repeated or explicitly confirmed signals become reusable rules.
- Exceptions remain attached to their context rather than becoming universal habits.
- Progress is evaluated with: Calibration, false certainty rate, and quality of verification recommendations.
- Every profile change is visible, editable, and reversible.

Method - nine-step operating discipline

Knowledge, uncertainty, and honesty

Operating method

- Define the expected result for "Knowledge, uncertainty, and honesty" and the concrete success criterion.
- Identify indispensable information and discard irrelevant context.
- Separate facts, declared preferences, observed habits, and inferred hypotheses.
- Choose autonomy level according to risk, reversibility, and evidence quality.
- Produce a proposal with assumptions, limits, alternatives, and validation path.
- Validate on a real case, test, or simulation before generalization.
- Store only useful decisions with scope, date, source, and confidence.
- Measure the result using: Calibration, false certainty rate, and quality of verification recommendations.
- Revise or delete the rule when project, user, or context changes.

Indicators of quality

Knowledge, uncertainty, and honesty

Metrics

Indicator	Definition
Relevance	Share of proposals related to uncertainty accepted without major correction.
Continuity	Time needed to resume a task after interruption or session change.
Calibration	Gap between displayed confidence and observed accuracy.
Human control	Actions canceled, modified, or refused before execution.
Reversibility	Time and coverage needed to correct a rule or erase a memory.
Durable impact	Calibration, false certainty rate, and quality of verification recommendations.

Risks, detection, and mitigation

Knowledge, uncertainty, and honesty

Risk register

Risk	Manifestation
Understanding error	A plausible but unsupported answer can be more dangerous than no answer, especially in law, medicine, finance, or security.
Obsolete memory	A previous decision is restored as if it were still valid.
Over-personalization	The system applies a preference too systematically.
Loss of control	The AI acts beyond the perimeter actually authorized.
Opacity	The user cannot see why the answer or action was influenced.
Long-term effect	The immediate gain reduces human skill, attention, or diversity of thought.

Design rules and safeguards

Knowledge, uncertainty, and honesty

Design rules

- Display hypotheses, limits, dates, sources, and discriminating tests; verify facts that may have changed.
- Expose what was inferred and what was known before producing a critical answer.
- Prefer simulation or dry-run when the action is costly or hard to reverse.
- Give the user a simple way to correct scope, memory, and autonomy level.
- Store the minimum memory that improves future usefulness.
- When evidence is weak, say so before offering a confident plan.

Takeaway

Knowledge, uncertainty, and honesty

Core takeaway

Trust does not come from a confident tone; it comes from showing what is known, inferred, and still uncertain.

Four essential ideas

- The AI assigns provenance to important claims and adjusts its assertion level to the quality of evidence.
- The user decides with a realistic risk picture rather than being persuaded by a polished formulation.
- A plausible but unsupported answer can be more dangerous than no answer, especially in law, medicine, finance, or security.
- Display hypotheses, limits, dates, sources, and discriminating tests; verify facts that may have changed.

Design decision

A feature related to "Knowledge, uncertainty, and honesty" should be deployed only if it improves real usefulness, remains explainable, and lets the user return immediately to a less personalized or less autonomous mode.

08. Explainability without false narratives

Giving a useful justification without inventing a perfect story after the fact.

Central thesis

Explanation must help verify a decision, not pretend to expose a complete and infallible inner mental mechanism.

Trigger example

For an architecture choice, the AI presents observed constraints, compared options, and reasons for preferring one.

Point of vigilance

A smooth explanation can hide weak data or convert correlation into causation.

Guardrail

Separate decision summary, evidence, assumptions, alternatives, and limits; keep execution logs for tool use.

explainability | audit | evidence | alternatives

Deep analysis - chapter logic

Explainability without false narratives

Mechanism and value

Explanation must help verify a decision, not pretend to expose a complete and infallible inner mental mechanism. This changes the center of gravity of AI design: the goal is no longer to optimize a single answer in isolation, but to organize continuity, relevant context, and correction over time. The main mechanism is this: The system reports determining factors, rules applied, consulted data, and rejected alternatives. To be reliable, the chain must preserve provenance and indicate which rules actually influenced the result.

Example and context

The practical value is direct: The user can audit the result, understand trade-offs, and correct operational logic. The benefit is qualitative as much as quantitative: attention is freed, interruptions decrease, and decisions remain stable. A concrete example clarifies the issue: For an architecture choice, the AI presents observed constraints, compared options, and reasons for preferring one. In a mature solution, the user can see what was restored, what was inferred, and what still needs verification.

Guiding idea

Explanation must help verify a decision, not pretend to expose a complete and infallible inner mental mechanism.

Conceptual model

Explainability without false narratives

From request to controlled collaboration

01	02	03	04	05	06
Request	Intent model	Context model	Plan	Evidence	Human decision

The goal is not to automate the user away. The goal is to reduce friction while preserving proof, reversibility, and judgment.

Interpretation

The model is not a mystical mind reader. It is an engineered loop that converts signals into explicit hypotheses, then allows the human to accept, reject, or correct them.

Functional architecture

Explainability without false narratives

Architecture components

Component	Responsibility
Inputs	Current request, relevant history, active rules, and signals connected to explainability.
Context model	Structured representation of objectives, constraints, uncertainty, and scope for explainability without false narratives.
Decision engine	Chooses between explaining, proposing, simulating, acting, or stopping according to risk.
Control layer	Separate decision summary, evidence, assumptions, alternatives, and limits; keep execution logs for tool use.
Output	Usable result, assumptions, evidence, next step, and validation path.
Memory	Selective storage of decisions and rules with scope, lifetime, and provenance.

Implementation flow

Explainability without false narratives

R[illegible]

01 Capture request - **02** Resolve scope - **03** Retrieve context - **04** Assess risk - **05** Plan - **06** Simulate or execute - **07** Verify - **08** Consolidate memory

The goal is not to automate the user away. The goal is to reduce friction while preserving proof, reversibility, and judgment.

Implementation path

Generate structured decision records from actual traces rather than improvised narratives.

Decoupling principle

The language model must not directly own all permissions. It produces structured intentions; the policy layer authorizes, modifies, or rejects them.

Scenario 1 - nominal continuity

Explainability without false narratives

Nominal scenario

- Context: the user resumes interrupted work related to "Explainability without false narratives".
- The system restores only validated decisions, still-active constraints, and required data.
- Expected behavior: The system reports determining factors, rules applied, consulted data, and rejected alternatives.
- Result: The user can audit the result, understand trade-offs, and correct operational logic.
- Control: Separate decision summary, evidence, assumptions, alternatives, and limits; keep execution logs for tool use.

Scenario 2 - ambiguity and risk

Explainability without false narratives

Critical scenario

- The request looks familiar, but the active project differs from a previous one.
- Old memory could push the AI toward the wrong action.
- Main risk: A smooth explanation can hide weak data or convert correlation into causation.
- The system reduces autonomy, surfaces the hypothesis, and proposes a verification step.
- The journal records the conflict, the human decision, and any memory correction.

Scenario 3 - learning the relationship

Explainability without false narratives

Evolutionary scenario

- After repeated interactions, the user confirms or corrects how the AI handles explainability.
- Only repeated or explicitly confirmed signals become reusable rules.
- Exceptions remain attached to their context rather than becoming universal habits.
- Progress is evaluated with: Ability of a third party to reproduce the decision, hidden assumptions, and usefulness of explanation.
- Every profile change is visible, editable, and reversible.

Method - nine-step operating discipline

Explainability without false narratives

Operating method

- Define the expected result for "Explainability without false narratives" and the concrete success criterion.
- Identify indispensable information and discard irrelevant context.
- Separate facts, declared preferences, observed habits, and inferred hypotheses.
- Choose autonomy level according to risk, reversibility, and evidence quality.
- Produce a proposal with assumptions, limits, alternatives, and validation path.
- Validate on a real case, test, or simulation before generalization.
- Store only useful decisions with scope, date, source, and confidence.
- Measure the result using: Ability of a third party to reproduce the decision, hidden assumptions, and usefulness of explanation.
- Revise or delete the rule when project, user, or context changes.

Indicators of quality

Explainability without false narratives

Metrics

Indicator	Definition
Relevance	Share of proposals related to explainability accepted without major correction.
Continuity	Time needed to resume a task after interruption or session change.
Calibration	Gap between displayed confidence and observed accuracy.
Human control	Actions canceled, modified, or refused before execution.
Reversibility	Time and coverage needed to correct a rule or erase a memory.
Durable impact	Ability of a third party to reproduce the decision, hidden assumptions, and usefulness of explanation.

Risks, detection, and mitigation

Explainability without false narratives

Risk register

Risk	Manifestation
Understanding error	A smooth explanation can hide weak data or convert correlation into causation.
Obsolete memory	A previous decision is restored as if it were still valid.
Over-personalization	The system applies a preference too systematically.
Loss of control	The AI acts beyond the perimeter actually authorized.
Opacity	The user cannot see why the answer or action was influenced.
Long-term effect	The immediate gain reduces human skill, attention, or diversity of thought.

Design rules and safeguards

Explainability without false narratives

Design rules

- Separate decision summary, evidence, assumptions, alternatives, and limits; keep execution logs for tool use.
- Expose what was inferred and what was known before producing a critical answer.
- Prefer simulation or dry-run when the action is costly or hard to reverse.
- Give the user a simple way to correct scope, memory, and autonomy level.
- Store the minimum memory that improves future usefulness.
- When evidence is weak, say so before offering a confident plan.

Takeaway

Explainability without false narratives

Core takeaway

Explanation must help verify a decision, not pretend to expose a complete and infallible inner mental mechanism.

Four essential ideas

- The system reports determining factors, rules applied, consulted data, and rejected alternatives.
- The user can audit the result, understand trade-offs, and correct operational logic.
- A smooth explanation can hide weak data or convert correlation into causation.
- Separate decision summary, evidence, assumptions, alternatives, and limits; keep execution logs for tool use.

Design decision

A feature related to "Explainability without false narratives" should be deployed only if it improves real usefulness, remains explainable, and lets the user return immediately to a less personalized or less autonomous mode.

09. Useful, non-intrusive anticipation

Anticipating without taking control.

Central thesis

To anticipate is to prepare the likely next step while leaving the user in charge of execution.

Trigger example

After a backend patch, the AI prepares tests, regression cases, and documentation updates.

Point of vigilance

Excessive proactivity becomes noise, distraction, or pressure.

Guardrail

Limit suggestion volume, rank by expected value, and allow silent or strictly reactive modes.

anticipation | proactivity | next action | control

Deep analysis - chapter logic

Useful, non-intrusive anticipation

Mechanism and value

To anticipate is to prepare the likely next step while leaving the user in charge of execution. This changes the center of gravity of AI design: the goal is no longer to optimize a single answer in isolation, but to organize continuity, relevant context, and correction over time. The main mechanism is this: The system combines habitual sequence, project state, active constraints, and timing signals to suggest a future action. To be reliable, the chain must preserve provenance and indicate which rules actually influenced the result.

Example and context

The practical value is direct: Interactions become more fluid: tests, documentation, rollback, or impact analysis appear when useful. The benefit is qualitative as much as quantitative: attention is freed, interruptions decrease, and decisions remain stable. A concrete example clarifies the issue: After a backend patch, the AI prepares tests, regression cases, and documentation updates. In a mature solution, the user can see what was restored, what was inferred, and what still needs verification.

Guiding idea

To anticipate is to prepare the likely next step while leaving the user in charge of execution.

Conceptual model

Useful, non-intrusive anticipation

From request to controlled collaboration

01	02	03	04	05	06
Request	Intent model	Context model	Plan	Evidence	Human decision

The goal is not to automate the user away. The goal is to reduce friction while preserving proof, reversibility, and judgment.

Interpretation

The model is not a mystical mind reader. It is an engineered loop that converts signals into explicit hypotheses, then allows the human to accept, reject, or correct them.

Functional architecture

Useful, non-intrusive anticipation

Architecture components

Component	Responsibility
Inputs	Current request, relevant history, active rules, and signals connected to anticipation.
Context model	Structured representation of objectives, constraints, uncertainty, and scope for useful, non-intrusive anticipation.
Decision engine	Chooses between explaining, proposing, simulating, acting, or stopping according to risk.
Control layer	Limit suggestion volume, rank by expected value, and allow silent or strictly reactive modes.
Output	Usable result, assumptions, evidence, next step, and validation path.
Memory	Selective storage of decisions and rules with scope, lifetime, and provenance.

Implementation flow

Useful, non-intrusive anticipation

Proactive decision loop

01 Capture request - **02** Resolve scope - **03** Retrieve context - **04** Assess risk - **05** Plan - **06** Simulate or execute - **07** Verify - **08** Consolidate memory

The goal is not to automate the user away. The goal is to reduce friction while preserving proof, reversibility, and judgment.

Implementation path

Build a next-best-action engine with confidence thresholds, proactivity budget, and feedback learning.

Decoupling principle

The language model must not directly own all permissions. It produces structured intentions; the policy layer authorizes, modifies, or rejects them.

Scenario 1 - nominal continuity

Useful, non-intrusive anticipation

Nominal scenario

- Context: the user resumes interrupted work related to "Useful, non-intrusive anticipation".
- The system restores only validated decisions, still-active constraints, and required data.
- Expected behavior: The system combines habitual sequence, project state, active constraints, and timing signals to suggest a future action.
- Result: Interactions become more fluid: tests, documentation, rollback, or impact analysis appear when useful.
- Control: Limit suggestion volume, rank by expected value, and allow silent or strictly reactive modes.

Scenario 2 - ambiguity and risk

Useful, non-intrusive anticipation

Critical scenario

- The request looks familiar, but the active project differs from a previous one.
- Old memory could push the AI toward the wrong action.
- Main risk: Excessive proactivity becomes noise, distraction, or pressure.
- The system reduces autonomy, surfaces the hypothesis, and proposes a verification step.
- The journal records the conflict, the human decision, and any memory correction.

Scenario 3 - learning the relationship

Useful, non-intrusive anticipation

Evolutionary scenario

- After repeated interactions, the user confirms or corrects how the AI handles anticipation.
- Only repeated or explicitly confirmed signals become reusable rules.
- Exceptions remain attached to their context rather than becoming universal habits.
- Progress is evaluated with: Accepted anticipations, interruptions avoided, and share of ignored suggestions.
- Every profile change is visible, editable, and reversible.

Method - nine-step operating discipline

Useful, non-intrusive anticipation

Operating method

- Define the expected result for "Useful, non-intrusive anticipation" and the concrete success criterion.
- Identify indispensable information and discard irrelevant context.
- Separate facts, declared preferences, observed habits, and inferred hypotheses.
- Choose autonomy level according to risk, reversibility, and evidence quality.
- Produce a proposal with assumptions, limits, alternatives, and validation path.
- Validate on a real case, test, or simulation before generalization.
- Store only useful decisions with scope, date, source, and confidence.
- Measure the result using: Accepted anticipations, interruptions avoided, and share of ignored suggestions.
- Revise or delete the rule when project, user, or context changes.

Indicators of quality

Useful, non-intrusive anticipation

Metrics

Indicator	Definition
Relevance	Share of proposals related to anticipation accepted without major correction.
Continuity	Time needed to resume a task after interruption or session change.
Calibration	Gap between displayed confidence and observed accuracy.
Human control	Actions canceled, modified, or refused before execution.
Reversibility	Time and coverage needed to correct a rule or erase a memory.
Durable impact	Accepted anticipations, interruptions avoided, and share of ignored suggestions.

Risks, detection, and mitigation

Useful, non-intrusive anticipation

Risk register

Risk	Manifestation
Understanding error	Excessive proactivity becomes noise, distraction, or pressure.
Obsolete memory	A previous decision is restored as if it were still valid.
Over-personalization	The system applies a preference too systematically.
Loss of control	The AI acts beyond the perimeter actually authorized.
Opacity	The user cannot see why the answer or action was influenced.
Long-term effect	The immediate gain reduces human skill, attention, or diversity of thought.

Design rules and safeguards

Useful, non-intrusive anticipation

Design rules

- Limit suggestion volume, rank by expected value, and allow silent or strictly reactive modes.
- Expose what was inferred and what was known before producing a critical answer.
- Prefer simulation or dry-run when the action is costly or hard to reverse.
- Give the user a simple way to correct scope, memory, and autonomy level.
- Store the minimum memory that improves future usefulness.
- When evidence is weak, say so before offering a confident plan.

Takeaway

Useful, non-intrusive anticipation

Core takeaway

To anticipate is to prepare the likely next step while leaving the user in charge of execution.

Four essential ideas

- The system combines habitual sequence, project state, active constraints, and timing signals to suggest a future action.
- Interactions become more fluid: tests, documentation, rollback, or impact analysis appear when useful.
- Excessive proactivity becomes noise, distraction, or pressure.
- Limit suggestion volume, rank by expected value, and allow silent or strictly reactive modes.

Design decision

A feature related to "Useful, non-intrusive anticipation" should be deployed only if it improves real usefulness, remains explainable, and lets the user return immediately to a less personalized or less autonomous mode.

10. Graduated levels of autonomy

Organizing delegation from suggestion to controlled action.

Central thesis

Autonomy should not be binary; it must vary with risk, domain, reversibility, and trust earned.

Trigger example

The AI may rename temporary files automatically but must ask before migrating a production database.

Point of vigilance

Broad permission can turn a misunderstanding into real large-scale action.

Guardrail

Apply least privilege, scope limits, budgets, contextual confirmations, and immediate stop mechanisms.

autonomy · delegation · permissions · reversibility

Deep analysis - chapter logic

Graduated levels of autonomy

Mechanism and value

Autonomy should not be binary; it must vary with risk, domain, reversibility, and trust earned. This changes the center of gravity of AI design: the goal is no longer to optimize a single answer in isolation, but to organize continuity, relevant context, and correction over time. The main mechanism is this: Each task is classified: explain, propose, prepare, simulate, execute with confirmation, or execute within an authorized perimeter. To be reliable, the chain must preserve provenance and indicate which rules actually influenced the result.

Example and context

The practical value is direct: The user delegates more repetitive tasks while keeping control over irreversible decisions. The benefit is qualitative as much as quantitative: attention is freed, interruptions decrease, and decisions remain stable. A concrete example clarifies the issue: The AI may rename temporary files automatically but must ask before migrating a production database. In a mature solution, the user can see what was restored, what was inferred, and what still needs verification.

Guiding idea

Autonomy should not be binary; it must vary with risk, domain, reversibility, and trust earned.

Conceptual model

Graduated levels of autonomy

From request to controlled collaboration

01	02	03	04	05	06
Request	Intent model	Context model	Plan	Evidence	Human decision

The goal is not to automate the user away. The goal is to reduce friction while preserving proof, reversibility, and judgment.

Interpretation

The model is not a mystical mind reader. It is an engineered loop that converts signals into explicit hypotheses, then allows the human to accept, reject, or correct them.

Functional architecture

Graduated levels of autonomy

Architecture components

Component	Responsibility
Inputs	Current request, relevant history, active rules, and signals connected to autonomy.
Context model	Structured representation of objectives, constraints, uncertainty, and scope for graduated levels of autonomy.
Decision engine	Chooses between explaining, proposing, simulating, acting, or stopping according to risk.
Control layer	Apply least privilege, scope limits, budgets, contextual confirmations, and immediate stop mechanisms.
Output	Usable result, assumptions, evidence, next step, and validation path.
Memory	Selective storage of decisions and rules with scope, lifetime, and provenance.

Implementation flow

Graduated levels of autonomy

Request handling

01 Capture request - **02** Resolve scope - **03** Retrieve context - **04** Assess risk - **05** Plan - **06** Simulate or execute - **07** Verify - **08** Consolidate memory

The goal is not to automate the user away. The goal is to reduce friction while preserving proof, reversibility, and judgment.

Implementation path

Use a risk-reversibility matrix, signed capabilities, and policy engine before every tool.

Decoupling principle

The language model must not directly own all permissions. It produces structured intentions; the policy layer authorizes, modifies, or rejects them.

Scenario 1 - nominal continuity

Graduated levels of autonomy

Nominal scenario

- Context: the user resumes interrupted work related to "Graduated levels of autonomy".
- The system restores only validated decisions, still-active constraints, and required data.
- Expected behavior: Each task is classified: explain, propose, prepare, simulate, execute with confirmation, or execute within an authorized perimeter.
- Result: The user delegates more repetitive tasks while keeping control over irreversible decisions.
- Control: Apply least privilege, scope limits, budgets, contextual confirmations, and immediate stop mechanisms.

Scenario 2 - ambiguity and risk

Graduated levels of autonomy

Critical scenario

- The request looks familiar, but the active project differs from a previous one.
- Old memory could push the AI toward the wrong action.
- Main risk: Broad permission can turn a misunderstanding into real large-scale action.
- The system reduces autonomy, surfaces the hypothesis, and proposes a verification step.
- The journal records the conflict, the human decision, and any memory correction.

Scenario 3 - learning the relationship

Graduated levels of autonomy

Evolutionary scenario

- After repeated interactions, the user confirms or corrects how the AI handles autonomy.
- Only repeated or explicitly confirmed signals become reusable rules.
- Exceptions remain attached to their context rather than becoming universal habits.
- Progress is evaluated with: Canceled actions, incidents per autonomy level, and mean time to recovery.
- Every profile change is visible, editable, and reversible.

Method - nine-step operating discipline

Graduated levels of autonomy

Operating method

- Define the expected result for "Graduated levels of autonomy" and the concrete success criterion.
- Identify indispensable information and discard irrelevant context.
- Separate facts, declared preferences, observed habits, and inferred hypotheses.
- Choose autonomy level according to risk, reversibility, and evidence quality.
- Produce a proposal with assumptions, limits, alternatives, and validation path.
- Validate on a real case, test, or simulation before generalization.
- Store only useful decisions with scope, date, source, and confidence.
- Measure the result using: Canceled actions, incidents per autonomy level, and mean time to recovery.
- Revise or delete the rule when project, user, or context changes.

Indicators of quality

Graduated levels of autonomy

Metrics

Indicator	Definition
Relevance	Share of proposals related to autonomy accepted without major correction.
Continuity	Time needed to resume a task after interruption or session change.
Calibration	Gap between displayed confidence and observed accuracy.
Human control	Actions canceled, modified, or refused before execution.
Reversibility	Time and coverage needed to correct a rule or erase a memory.
Durable impact	Canceled actions, incidents per autonomy level, and mean time to recovery.

Risks, detection, and mitigation

Graduated levels of autonomy

Risk register

Risk	Manifestation
Understanding error	Broad permission can turn a misunderstanding into real large-scale action.
Obsolete memory	A previous decision is restored as if it were still valid.
Over-personalization	The system applies a preference too systematically.
Loss of control	The AI acts beyond the perimeter actually authorized.
Opacity	The user cannot see why the answer or action was influenced.
Long-term effect	The immediate gain reduces human skill, attention, or diversity of thought.

Design rules and safeguards

Graduated levels of autonomy

Design rules

- Apply least privilege, scope limits, budgets, contextual confirmations, and immediate stop mechanisms.
- Expose what was inferred and what was known before producing a critical answer.
- Prefer simulation or dry-run when the action is costly or hard to reverse.
- Give the user a simple way to correct scope, memory, and autonomy level.
- Store the minimum memory that improves future usefulness.
- When evidence is weak, say so before offering a confident plan.

Takeaway

Graduated levels of autonomy

Core takeaway

Autonomy should not be binary; it must vary with risk, domain, reversibility, and trust earned.

Four essential ideas

- Each task is classified: explain, propose, prepare, simulate, execute with confirmation, or execute within an authorized perimeter.
- The user delegates more repetitive tasks while keeping control over irreversible decisions.
- Broad permission can turn a misunderstanding into real large-scale action.
- Apply least privilege, scope limits, budgets, contextual confirmations, and immediate stop mechanisms.

Design decision

A feature related to "Graduated levels of autonomy" should be deployed only if it improves real usefulness, remains explainable, and lets the user return immediately to a less personalized or less autonomous mode.

11. The right to correct the AI

Making correction a central feature of the relationship.

Central thesis

A personalized AI must never treat its user model as final; correction must be fast, local, and durable.

Trigger example

"For this project only, stop proposing global refactors" becomes a local, versioned rule, not a universal preference.

Point of vigilance

Poorly scoped correction can erase useful behavior elsewhere or be forgotten in the next session.

Guardrail

Always ask or cautiously infer scope, show the memory change, and offer undo or restore.

correction · feedback · scope · rollback

Deep analysis - chapter logic

The right to correct the AI

Mechanism and value

A personalized AI must never treat its user model as final; correction must be fast, local, and durable. This changes the center of gravity of AI design: the goal is no longer to optimize a single answer in isolation, but to organize continuity, relevant context, and correction over time. The main mechanism is this: Feedback modifies either the current answer, a project rule, or a general preference depending on chosen scope. To be reliable, the chain must preserve provenance and indicate which rules actually influenced the result.

Example and context

The practical value is direct: The user regains control without fighting a pile of old inferences. The benefit is qualitative as much as quantitative: attention is freed, interruptions decrease, and decisions remain stable. A concrete example clarifies the issue: "For this project only, stop proposing global refactors" becomes a local, versioned rule, not a universal preference. In a mature solution, the user can see what was restored, what was inferred, and what still needs verification.

Guiding idea

A personalized AI must never treat its user model as final; correction must be fast, local, and durable.

Conceptual model

The right to correct the AI

From request to controlled collaboration

01	02	03	04	05	06
Request	Intent model	Context model	Plan	Evidence	Human decision

The goal is not to automate the user away. The goal is to reduce friction while preserving proof, reversibility, and judgment.

Interpretation

The model is not a mystical mind reader. It is an engineered loop that converts signals into explicit hypotheses, then allows the human to accept, reject, or correct them.

Functional architecture

The right to correct the AI

Architecture components

Component	Responsibility
Inputs	Current request, relevant history, active rules, and signals connected to correction.
Context model	Structured representation of objectives, constraints, uncertainty, and scope for the right to correct the ai.
Decision engine	Chooses between explaining, proposing, simulating, acting, or stopping according to risk.
Control layer	Always ask or cautiously infer scope, show the memory change, and offer undo or restore.
Output	Usable result, assumptions, evidence, next step, and validation path.
Memory	Selective storage of decisions and rules with scope, lifetime, and provenance.

Implementation flow

The right to correct the AI

R[illegible]in

01 Capture request - **02** Resolve scope - **03** Retrieve context - **04** Assess risk - **05** Plan - **06** Simulate or execute - **07** Verify - **08** Consolidate memory

The goal is not to automate the user away. The goal is to reduce friction while preserving proof, reversibility, and judgment.

Implementation path

Use memory patches like version control, with diff, history, and rollback.

Decoupling principle

The language model must not directly own all permissions. It produces structured intentions; the policy layer authorizes, modifies, or rejects them.

Scenario 1 - nominal continuity

The right to correct the AI

Nominal scenario

- Context: the user resumes interrupted work related to "The right to correct the AI".
- The system restores only validated decisions, still-active constraints, and required data.
- Expected behavior: Feedback modifies either the current answer, a project rule, or a general preference depending on chosen scope.
- Result: The user regains control without fighting a pile of old inferences.
- Control: Always ask or cautiously infer scope, show the memory change, and offer undo or restore.

Scenario 2 - ambiguity and risk

The right to correct the AI

Critical scenario

- The request looks familiar, but the active project differs from a previous one.
- Old memory could push the AI toward the wrong action.
- Main risk: Poorly scoped correction can erase useful behavior elsewhere or be forgotten in the next session.
- The system reduces autonomy, surfaces the hypothesis, and proposes a verification step.
- The journal records the conflict, the human decision, and any memory correction.

Scenario 3 - learning the relationship

The right to correct the AI

Evolutionary scenario

- After repeated interactions, the user confirms or corrects how the AI handles correction.
- Only repeated or explicitly confirmed signals become reusable rules.
- Exceptions remain attached to their context rather than becoming universal habits.
- Progress is evaluated with: Correction time, recurrence rate, and precision of applied scope.
- Every profile change is visible, editable, and reversible.

Method - nine-step operating discipline

The right to correct the AI

Operating method

- Define the expected result for "The right to correct the AI" and the concrete success criterion.
- Identify indispensable information and discard irrelevant context.
- Separate facts, declared preferences, observed habits, and inferred hypotheses.
- Choose autonomy level according to risk, reversibility, and evidence quality.
- Produce a proposal with assumptions, limits, alternatives, and validation path.
- Validate on a real case, test, or simulation before generalization.
- Store only useful decisions with scope, date, source, and confidence.
- Measure the result using: Correction time, recurrence rate, and precision of applied scope.
- Revise or delete the rule when project, user, or context changes.

Indicators of quality

The right to correct the AI

Metrics

Indicator	Definition
Relevance	Share of proposals related to correction accepted without major correction.
Continuity	Time needed to resume a task after interruption or session change.
Calibration	Gap between displayed confidence and observed accuracy.
Human control	Actions canceled, modified, or refused before execution.
Reversibility	Time and coverage needed to correct a rule or erase a memory.
Durable impact	Correction time, recurrence rate, and precision of applied scope.

Risks, detection, and mitigation

The right to correct the AI

Risk register

Risk	Manifestation
Understanding error	Poorly scoped correction can erase useful behavior elsewhere or be forgotten in the next session.
Obsolete memory	A previous decision is restored as if it were still valid.
Over-personalization	The system applies a preference too systematically.
Loss of control	The AI acts beyond the perimeter actually authorized.
Opacity	The user cannot see why the answer or action was influenced.
Long-term effect	The immediate gain reduces human skill, attention, or diversity of thought.

Design rules and safeguards

The right to correct the AI

Design rules

- Always ask or cautiously infer scope, show the memory change, and offer undo or restore.
- Expose what was inferred and what was known before producing a critical answer.
- Prefer simulation or dry-run when the action is costly or hard to reverse.
- Give the user a simple way to correct scope, memory, and autonomy level.
- Store the minimum memory that improves future usefulness.
- When evidence is weak, say so before offering a confident plan.

Takeaway

The right to correct the AI

Core takeaway

A personalized AI must never treat its user model as final; correction must be fast, local, and durable.

Four essential ideas

- Feedback modifies either the current answer, a project rule, or a general preference depending on chosen scope.
- The user regains control without fighting a pile of old inferences.
- Poorly scoped correction can erase useful behavior elsewhere or be forgotten in the next session.
- Always ask or cautiously infer scope, show the memory change, and offer undo or restore.

Design decision

A feature related to "The right to correct the AI" should be deployed only if it improves real usefulness, remains explainable, and lets the user return immediately to a less personalized or less autonomous mode.

12. Preferences, habits, and exceptions

Avoiding the conversion of frequent habits into absolute rules.

Central thesis

Mature personalization distinguishes declared preference, observed habit, and contextual exception.

Trigger example

A user normally likes detailed answers but asks for a ten-line summary before a meeting.

Point of vigilance

Confusing frequency with will can trap the user in past behavior.

Guardrail

Allow temporary exceptions, show active rules, and never promote a habit to a permanent preference without confirmation.

preference | habit | exception | conditions

Deep analysis - chapter logic

Preferences, habits, and exceptions

Mechanism and value

Mature personalization distinguishes declared preference, observed habit, and contextual exception. This changes the center of gravity of AI design: the goal is no longer to optimize a single answer in isolation, but to organize continuity, relevant context, and correction over time. The main mechanism is this: Each rule has weight, scope, and activation conditions; contradictions are resolved by explicit priority. To be reliable, the chain must preserve provenance and indicate which rules actually influenced the result.

Example and context

The practical value is direct: The AI remains familiar without becoming rigid and can adapt when a project requires another style. The benefit is qualitative as much as quantitative: attention is freed, interruptions decrease, and decisions remain stable. A concrete example clarifies the issue: A user normally likes detailed answers but asks for a ten-line summary before a meeting. In a mature solution, the user can see what was restored, what was inferred, and what still needs verification.

Guiding idea

Mature personalization distinguishes declared preference, observed habit, and contextual exception.

Conceptual model

Preferences, habits, and exceptions

From request to controlled collaboration

01	02	03	04	05	06
Request	Intent model	Context model	Plan	Evidence	Human decision

The goal is not to automate the user away. The goal is to reduce friction while preserving proof, reversibility, and judgment.

Interpretation

The model is not a mystical mind reader. It is an engineered loop that converts signals into explicit hypotheses, then allows the human to accept, reject, or correct them.

Functional architecture

Preferences, habits, and exceptions

Architecture components

Component	Responsibility
Inputs	Current request, relevant history, active rules, and signals connected to preference.
Context model	Structured representation of objectives, constraints, uncertainty, and scope for preferences, habits, and exceptions.
Decision engine	Chooses between explaining, proposing, simulating, acting, or stopping according to risk.
Control layer	Allow temporary exceptions, show active rules, and never promote a habit to a permanent preference without confirmation.
Output	Usable result, assumptions, evidence, next step, and validation path.
Memory	Selective storage of decisions and rules with scope, lifetime, and provenance.

Implementation flow

Preferences, habits, and exceptions

Request handling

01 Capture request - 02 Resolve scope - 03 Retrieve context - 04 Assess risk - 05 Plan - 06 Simulate or execute - 07 Verify - 08 Consolidate memory

The goal is not to automate the user away. The goal is to reduce friction while preserving proof, reversibility, and judgment.

Implementation path

Model preferences as conditional rules rather than static attributes.

Decoupling principle

The language model must not directly own all permissions. It produces structured intentions; the policy layer authorizes, modifies, or rejects them.

Scenario 1 - nominal continuity

Preferences, habits, and exceptions

Nominal scenario

- Context: the user resumes interrupted work related to "Preferences, habits, and exceptions".
- The system restores only validated decisions, still-active constraints, and required data.
- Expected behavior: Each rule has weight, scope, and activation conditions; contradictions are resolved by explicit priority.
- Result: The AI remains familiar without becoming rigid and can adapt when a project requires another style.
- Control: Allow temporary exceptions, show active rules, and never promote a habit to a permanent preference without confirmation.

Scenario 2 - ambiguity and risk

Preferences, habits, and exceptions

Critical scenario

- The request looks familiar, but the active project differs from a previous one.
- Old memory could push the AI toward the wrong action.
- Main risk: Confusing frequency with will can trap the user in past behavior.
- The system reduces autonomy, surfaces the hypothesis, and proposes a verification step.
- The journal records the conflict, the human decision, and any memory correction.

Scenario 3 - learning the relationship

Preferences, habits, and exceptions

Evolutionary scenario

- After repeated interactions, the user confirms or corrects how the AI handles preference.
- Only repeated or explicitly confirmed signals become reusable rules.
- Exceptions remain attached to their context rather than becoming universal habits.
- Progress is evaluated with: Correct preference application rate and number of mishandled exceptions.
- Every profile change is visible, editable, and reversible.

Method - nine-step operating discipline

Preferences, habits, and exceptions

Operating method

- Define the expected result for "Preferences, habits, and exceptions" and the concrete success criterion.
- Identify indispensable information and discard irrelevant context.
- Separate facts, declared preferences, observed habits, and inferred hypotheses.
- Choose autonomy level according to risk, reversibility, and evidence quality.
- Produce a proposal with assumptions, limits, alternatives, and validation path.
- Validate on a real case, test, or simulation before generalization.
- Store only useful decisions with scope, date, source, and confidence.
- Measure the result using: Correct preference application rate and number of mishandled exceptions.
- Revise or delete the rule when project, user, or context changes.

Indicators of quality

Preferences, habits, and exceptions

Metrics

Indicator	Definition
Relevance	Share of proposals related to preference accepted without major correction.
Continuity	Time needed to resume a task after interruption or session change.
Calibration	Gap between displayed confidence and observed accuracy.
Human control	Actions canceled, modified, or refused before execution.
Reversibility	Time and coverage needed to correct a rule or erase a memory.
Durable impact	Correct preference application rate and number of mishandled exceptions.

Risks, detection, and mitigation

Preferences, habits, and exceptions

Risk register

Risk	Manifestation
Understanding error	Confusing frequency with will can trap the user in past behavior.
Obsolete memory	A previous decision is restored as if it were still valid.
Over-personalization	The system applies a preference too systematically.
Loss of control	The AI acts beyond the perimeter actually authorized.
Opacity	The user cannot see why the answer or action was influenced.
Long-term effect	The immediate gain reduces human skill, attention, or diversity of thought.

Design rules and safeguards

Preferences, habits, and exceptions

Design rules

- Allow temporary exceptions, show active rules, and never promote a habit to a permanent preference without confirmation.
- Expose what was inferred and what was known before producing a critical answer.
- Prefer simulation or dry-run when the action is costly or hard to reverse.
- Give the user a simple way to correct scope, memory, and autonomy level.
- Store the minimum memory that improves future usefulness.
- When evidence is weak, say so before offering a confident plan.

Takeaway

Preferences, habits, and exceptions

Core takeaway

Mature personalization distinguishes declared preference, observed habit, and contextual exception.

Four essential ideas

- Each rule has weight, scope, and activation conditions; contradictions are resolved by explicit priority.
- The AI remains familiar without becoming rigid and can adapt when a project requires another style.
- Confusing frequency with will can trap the user in past behavior.
- Allow temporary exceptions, show active rules, and never promote a habit to a permanent preference without confirmation.

Design decision

A feature related to "Preferences, habits, and exceptions" should be deployed only if it improves real usefulness, remains explainable, and lets the user return immediately to a less personalized or less autonomous mode.

13. Scope: person, project, team, moment

Why the same user does not expect the same thing everywhere.

Central thesis

A rule that is relevant in a personal project may be wrong in a professional, team, or emergency context.

Trigger example

Tone, safety constraints, and coding conventions differ between a personal prototype and a banking platform.

Point of vigilance

Context leakage between projects can reveal information, impose wrong conventions, or create conflicts.

Guardrail

Isolate memory spaces, apply organizational policies, and make the active context visible.

scope project team isolation

Deep analysis - chapter logic

Scope: person, project, team, moment

Mechanism and value

A rule that is relevant in a personal project may be wrong in a professional, team, or emergency context. This changes the center of gravity of AI design: the goal is no longer to optimize a single answer in isolation, but to organize continuity, relevant context, and correction over time. The main mechanism is this: The system identifies the active container: conversation, project, organization, role, and only imports compatible memories. To be reliable, the chain must preserve provenance and indicate which rules actually influenced the result.

Example and context

The practical value is direct: Personalization becomes precise and prevents contamination across domains. The benefit is qualitative as much as quantitative: attention is freed, interruptions decrease, and decisions remain stable. A concrete example clarifies the issue: Tone, safety constraints, and coding conventions differ between a personal prototype and a banking platform. In a mature solution, the user can see what was restored, what was inferred, and what still needs verification.

Guiding idea

A rule that is relevant in a personal project may be wrong in a professional, team, or emergency context.

Conceptual model

Scope: person, project, team, moment

From request to controlled collaboration

01	02	03	04	05	06
Request	Intent model	Context model	Plan	Evidence	Human decision

The goal is not to automate the user away. The goal is to reduce friction while preserving proof, reversibility, and judgment.

Interpretation

The model is not a mystical mind reader. It is an engineered loop that converts signals into explicit hypotheses, then allows the human to accept, reject, or correct them.

Functional architecture

Scope: person, project, team, moment

Architecture components

Component	Responsibility
Inputs	Current request, relevant history, active rules, and signals connected to scope.
Context model	Structured representation of objectives, constraints, uncertainty, and scope for scope: person, project, team, moment.
Decision engine	Chooses between explaining, proposing, simulating, acting, or stopping according to risk.
Control layer	Isolate memory spaces, apply organizational policies, and make the active context visible.
Output	Usable result, assumptions, evidence, next step, and validation path.
Memory	Selective storage of decisions and rules with scope, lifetime, and provenance.

Implementation flow

Scope: person, project, team, moment

Request handling

01 Capture request - **02** Resolve scope - **03** Retrieve context - **04** Assess risk - **05** Plan - **06** Simulate or execute - **07** Verify - **08** Consolidate memory

The goal is not to automate the user away. The goal is to reduce friction while preserving proof, reversibility, and judgment.

Implementation path

Use memory namespaces and a priority resolver based on identity, role, project, and session.

Decoupling principle

The language model must not directly own all permissions. It produces structured intentions; the policy layer authorizes, modifies, or rejects them.

Scenario 1 - nominal continuity

Scope: person, project, team, moment

Nominal scenario

- Context: the user resumes interrupted work related to "Scope: person, project, team, moment".
- The system restores only validated decisions, still-active constraints, and required data.
- Expected behavior: The system identifies the active container: conversation, project, organization, role, and only imports compatible memories.
- Result: Personalization becomes precise and prevents contamination across domains.
- Control: Isolate memory spaces, apply organizational policies, and make the active context visible.

Scenario 2 - ambiguity and risk

Scope: person, project, team, moment

Critical scenario

- The request looks familiar, but the active project differs from a previous one.
- Old memory could push the AI toward the wrong action.
- Main risk: Context leakage between projects can reveal information, impose wrong conventions, or create conflicts.
- The system reduces autonomy, surfaces the hypothesis, and proposes a verification step.
- The journal records the conflict, the human decision, and any memory correction.

Scenario 3 - learning the relationship

Scope: person, project, team, moment

Evolutionary scenario

- After repeated interactions, the user confirms or corrects how the AI handles scope.
- Only repeated or explicitly confirmed signals become reusable rules.
- Exceptions remain attached to their context rather than becoming universal habits.
- Progress is evaluated with: Cross-project leaks, convention errors, and rule conflicts.
- Every profile change is visible, editable, and reversible.

Method - nine-step operating discipline

Scope: person, project, team, moment

Operating method

- Define the expected result for "Scope: person, project, team, moment" and the concrete success criterion.
- Identify indispensable information and discard irrelevant context.
- Separate facts, declared preferences, observed habits, and inferred hypotheses.
- Choose autonomy level according to risk, reversibility, and evidence quality.
- Produce a proposal with assumptions, limits, alternatives, and validation path.
- Validate on a real case, test, or simulation before generalization.
- Store only useful decisions with scope, date, source, and confidence.
- Measure the result using: Cross-project leaks, convention errors, and rule conflicts.
- Revise or delete the rule when project, user, or context changes.

Indicators of quality

Scope: person, project, team, moment

Metrics

Indicator	Definition
Relevance	Share of proposals related to scope accepted without major correction.
Continuity	Time needed to resume a task after interruption or session change.
Calibration	Gap between displayed confidence and observed accuracy.
Human control	Actions canceled, modified, or refused before execution.
Reversibility	Time and coverage needed to correct a rule or erase a memory.
Durable impact	Cross-project leaks, convention errors, and rule conflicts.

Risks, detection, and mitigation

Scope: person, project, team, moment

Risk register

Risk	Manifestation
Understanding error	Context leakage between projects can reveal information, impose wrong conventions, or create conflicts.
Obsolete memory	A previous decision is restored as if it were still valid.
Over-personalization	The system applies a preference too systematically.
Loss of control	The AI acts beyond the perimeter actually authorized.
Opacity	The user cannot see why the answer or action was influenced.
Long-term effect	The immediate gain reduces human skill, attention, or diversity of thought.

Design rules and safeguards

Scope: person, project, team, moment

Design rules

- Isolate memory spaces, apply organizational policies, and make the active context visible.
- Expose what was inferred and what was known before producing a critical answer.
- Prefer simulation or dry-run when the action is costly or hard to reverse.
- Give the user a simple way to correct scope, memory, and autonomy level.
- Store the minimum memory that improves future usefulness.
- When evidence is weak, say so before offering a confident plan.

Takeaway

Scope: person, project, team, moment

Core takeaway

A rule that is relevant in a personal project may be wrong in a professional, team, or emergency context.

Four essential ideas

- The system identifies the active container: conversation, project, organization, role, and only imports compatible memories.
- Personalization becomes precise and prevents contamination across domains.
- Context leakage between projects can reveal information, impose wrong conventions, or create conflicts.
- Isolate memory spaces, apply organizational policies, and make the active context visible.

Design decision

A feature related to "Scope: person, project, team, moment" should be deployed only if it improves real usefulness, remains explainable, and lets the user return immediately to a less personalized or less autonomous mode.

14. Building trust progressively

Trust based on experience rather than anthropomorphism.

Central thesis

Useful trust is built through observed reliability, transparency, and the ability to recognize and repair errors.

Trigger example

After many validated patches on a component, the AI can prepare tests automatically while asking confirmation for migrations.

Point of vigilance

Warm presentation can create affective trust disproportionate to operational reliability.

Guardrail

Separate relational trust from operational trust; display performance history and known limits.

trust | reliability | history | competence

Deep analysis - chapter logic

Building trust progressively

Mechanism and value

Useful trust is built through observed reliability, transparency, and the ability to recognize and repair errors. This changes the center of gravity of AI design: the goal is no longer to optimize a single answer in isolation, but to organize continuity, relevant context, and correction over time. The main mechanism is this: The system keeps success statistics by task type and adjusts autonomy according to results. To be reliable, the chain must preserve provenance and indicate which rules actually influenced the result.

Example and context

The practical value is direct: The user knows where the AI is proven and where stronger verification remains necessary. The benefit is qualitative as much as quantitative: attention is freed, interruptions decrease, and decisions remain stable. A concrete example clarifies the issue: After many validated patches on a component, the AI can prepare tests automatically while asking confirmation for migrations. In a mature solution, the user can see what was restored, what was inferred, and what still needs verification.

Guiding idea

Useful trust is built through observed reliability, transparency, and the ability to recognize and repair errors.

Conceptual model

Building trust progressively

From request to controlled collaboration

01	02	03	04	05	06
Request	Intent model	Context model	Plan	Evidence	Human decision

The goal is not to automate the user away. The goal is to reduce friction while preserving proof, reversibility, and judgment.

Interpretation

The model is not a mystical mind reader. It is an engineered loop that converts signals into explicit hypotheses, then allows the human to accept, reject, or correct them.

Functional architecture

Building trust progressively

Architecture components

Component	Responsibility
Inputs	Current request, relevant history, active rules, and signals connected to trust.
Context model	Structured representation of objectives, constraints, uncertainty, and scope for building trust progressively.
Decision engine	Chooses between explaining, proposing, simulating, acting, or stopping according to risk.
Control layer	Separate relational trust from operational trust; display performance history and known limits.
Output	Usable result, assumptions, evidence, next step, and validation path.
Memory	Selective storage of decisions and rules with scope, lifetime, and provenance.

Implementation flow

Building trust progressively

Recommended loop

01 Capture request - **02** Resolve scope - **03** Retrieve context - **04** Assess risk - **05** Plan - **06** Simulate or execute - **07** Verify - **08** Consolidate memory

The goal is not to automate the user away. The goal is to reduce friction while preserving proof, reversibility, and judgment.

Implementation path

Maintain local competence scores by domain and an error-repair journal.

Decoupling principle

The language model must not directly own all permissions. It produces structured intentions; the policy layer authorizes, modifies, or rejects them.

Scenario 1 - nominal continuity

Building trust progressively

Nominal scenario

- Context: the user resumes interrupted work related to "Building trust progressively".
- The system restores only validated decisions, still-active constraints, and required data.
- Expected behavior: The system keeps success statistics by task type and adjusts autonomy according to results.
- Result: The user knows where the AI is proven and where stronger verification remains necessary.
- Control: Separate relational trust from operational trust; display performance history and known limits.

Scenario 2 - ambiguity and risk

Building trust progressively

Critical scenario

- The request looks familiar, but the active project differs from a previous one.
- Old memory could push the AI toward the wrong action.
- Main risk: Warm presentation can create affective trust disproportionate to operational reliability.
- The system reduces autonomy, surfaces the hypothesis, and proposes a verification step.
- The journal records the conflict, the human decision, and any memory correction.

Scenario 3 - learning the relationship

Building trust progressively

Evolutionary scenario

- After repeated interactions, the user confirms or corrects how the AI handles trust.
- Only repeated or explicitly confirmed signals become reusable rules.
- Exceptions remain attached to their context rather than becoming universal habits.
- Progress is evaluated with: Success by task type, repair quality, and gap between perceived trust and measured reliability.
- Every profile change is visible, editable, and reversible.

Method - nine-step operating discipline

Building trust progressively

Operating method

- Define the expected result for "Building trust progressively" and the concrete success criterion.
- Identify indispensable information and discard irrelevant context.
- Separate facts, declared preferences, observed habits, and inferred hypotheses.
- Choose autonomy level according to risk, reversibility, and evidence quality.
- Produce a proposal with assumptions, limits, alternatives, and validation path.
- Validate on a real case, test, or simulation before generalization.
- Store only useful decisions with scope, date, source, and confidence.
- Measure the result using: Success by task type, repair quality, and gap between perceived trust and measured reliability.
- Revise or delete the rule when project, user, or context changes.

Indicators of quality

Building trust progressively

Metrics

Indicator	Definition
Relevance	Share of proposals related to trust accepted without major correction.
Continuity	Time needed to resume a task after interruption or session change.
Calibration	Gap between displayed confidence and observed accuracy.
Human control	Actions canceled, modified, or refused before execution.
Reversibility	Time and coverage needed to correct a rule or erase a memory.
Durable impact	Success by task type, repair quality, and gap between perceived trust and measured reliability.

Risks, detection, and mitigation

Building trust progressively

Risk register

Risk	Manifestation
Understanding error	Warm presentation can create affective trust disproportionate to operational reliability.
Obsolete memory	A previous decision is restored as if it were still valid.
Over-personalization	The system applies a preference too systematically.
Loss of control	The AI acts beyond the perimeter actually authorized.
Opacity	The user cannot see why the answer or action was influenced.
Long-term effect	The immediate gain reduces human skill, attention, or diversity of thought.

Design rules and safeguards

Building trust progressively

Design rules

- Separate relational trust from operational trust; display performance history and known limits.
- Expose what was inferred and what was known before producing a critical answer.
- Prefer simulation or dry-run when the action is costly or hard to reverse.
- Give the user a simple way to correct scope, memory, and autonomy level.
- Store the minimum memory that improves future usefulness.
- When evidence is weak, say so before offering a confident plan.

Takeaway

Building trust progressively

Core takeaway

Useful trust is built through observed reliability, transparency, and the ability to recognize and repair errors.

Four essential ideas

- The system keeps success statistics by task type and adjusts autonomy according to results.
- The user knows where the AI is proven and where stronger verification remains necessary.
- Warm presentation can create affective trust disproportionate to operational reliability.
- Separate relational trust from operational trust; display performance history and known limits.

Design decision

A feature related to "Building trust progressively" should be deployed only if it improves real usefulness, remains explainable, and lets the user return immediately to a less personalized or less autonomous mode.

15. Reversibility and the right to forget

Making erasure and rollback native functions.

Central thesis

Acceptable personalization must be inspectable, reversible, and erasable without damaging the rest of the system.

Trigger example

A user deletes all memory for one project, keeps global rules, and verifies that derived indexes no longer retain it.

Point of vigilance

Partial or cosmetic forgetting gives false control and may leave re-identifiable derivatives.

Guardrail

Propagate deletion to caches, embeddings, summaries, and logs with erasure proof or anonymization.

forgetting | reversibility | deletion | lineage

Deep analysis - chapter logic

Reversibility and the right to forget

Mechanism and value

Acceptable personalization must be inspectable, reversible, and erasable without damaging the rest of the system. This changes the center of gravity of AI design: the goal is no longer to optimize a single answer in isolation, but to organize continuity, relevant context, and correction over time. The main mechanism is this: Data is organized into independent units with known dependencies, retention periods, and verifiable purge mechanisms. To be reliable, the chain must preserve provenance and indicate which rules actually influenced the result.

Example and context

The practical value is direct: The user can try personalization without fearing irreversible accumulation. The benefit is qualitative as much as quantitative: attention is freed, interruptions decrease, and decisions remain stable. A concrete example clarifies the issue: A user deletes all memory for one project, keeps global rules, and verifies that derived indexes no longer retain it. In a mature solution, the user can see what was restored, what was inferred, and what still needs verification.

Guiding idea

Acceptable personalization must be inspectable, reversible, and erasable without damaging the rest of the system.

Conceptual model

Reversibility and the right to forget

From request to controlled collaboration

01	02	03	04	05	06
Request	Intent model	Context model	Plan	Evidence	Human decision

The goal is not to automate the user away. The goal is to reduce friction while preserving proof, reversibility, and judgment.

Interpretation

The model is not a mystical mind reader. It is an engineered loop that converts signals into explicit hypotheses, then allows the human to accept, reject, or correct them.

Functional architecture

Reversibility and the right to forget

Architecture components

Component	Responsibility
Inputs	Current request, relevant history, active rules, and signals connected to forgetting.
Context model	Structured representation of objectives, constraints, uncertainty, and scope for reversibility and the right to forget.
Decision engine	Chooses between explaining, proposing, simulating, acting, or stopping according to risk.
Control layer	Propagate deletion to caches, embeddings, summaries, and logs with erasure proof or anonymization.
Output	Usable result, assumptions, evidence, next step, and validation path.
Memory	Selective storage of decisions and rules with scope, lifetime, and provenance.

Implementation flow

Reversibility and the right to forget

Request handling

01 Capture request - **02** Resolve scope - **03** Retrieve context - **04** Assess risk - **05** Plan - **06** Simulate or execute - **07** Verify - **08** Consolidate memory

The goal is not to automate the user away. The goal is to reduce friction while preserving proof, reversibility, and judgment.

Implementation path

Implement lineage identifiers, tombstones, purge policy, and periodic audits.

Decoupling principle

The language model must not directly own all permissions. It produces structured intentions; the policy layer authorizes, modifies, or rejects them.

Scenario 1 - nominal continuity

Reversibility and the right to forget

Nominal scenario

- Context: the user resumes interrupted work related to "Reversibility and the right to forget".
- The system restores only validated decisions, still-active constraints, and required data.
- Expected behavior: Data is organized into independent units with known dependencies, retention periods, and verifiable purge mechanisms.
- Result: The user can try personalization without fearing irreversible accumulation.
- Control: Propagate deletion to caches, embeddings, summaries, and logs with erasure proof or anonymization.

Scenario 2 - ambiguity and risk

Reversibility and the right to forget

Critical scenario

- The request looks familiar, but the active project differs from a previous one.
- Old memory could push the AI toward the wrong action.
- Main risk: Partial or cosmetic forgetting gives false control and may leave re-identifiable derivatives.
- The system reduces autonomy, surfaces the hypothesis, and proposes a verification step.
- The journal records the conflict, the human decision, and any memory correction.

Scenario 3 - learning the relationship

Reversibility and the right to forget

Evolutionary scenario

- After repeated interactions, the user confirms or corrects how the AI handles forgetting.
- Only repeated or explicitly confirmed signals become reusable rules.
- Exceptions remain attached to their context rather than becoming universal habits.
- Progress is evaluated with: Deletion delay, coverage of derived copies, and erroneous restoration after forgetting.
- Every profile change is visible, editable, and reversible.

Method - nine-step operating discipline

Reversibility and the right to forget

Operating method

- Define the expected result for "Reversibility and the right to forget" and the concrete success criterion.
- Identify indispensable information and discard irrelevant context.
- Separate facts, declared preferences, observed habits, and inferred hypotheses.
- Choose autonomy level according to risk, reversibility, and evidence quality.
- Produce a proposal with assumptions, limits, alternatives, and validation path.
- Validate on a real case, test, or simulation before generalization.
- Store only useful decisions with scope, date, source, and confidence.
- Measure the result using: Deletion delay, coverage of derived copies, and erroneous restoration after forgetting.
- Revise or delete the rule when project, user, or context changes.

Indicators of quality

Reversibility and the right to forget

Metrics

Indicator	Definition
Relevance	Share of proposals related to forgetting accepted without major correction.
Continuity	Time needed to resume a task after interruption or session change.
Calibration	Gap between displayed confidence and observed accuracy.
Human control	Actions canceled, modified, or refused before execution.
Reversibility	Time and coverage needed to correct a rule or erase a memory.
Durable impact	Deletion delay, coverage of derived copies, and erroneous restoration after forgetting.

Risks, detection, and mitigation

Reversibility and the right to forget

Risk register

Risk	Manifestation
Understanding error	Partial or cosmetic forgetting gives false control and may leave re-identifiable derivatives.
Obsolete memory	A previous decision is restored as if it were still valid.
Over-personalization	The system applies a preference too systematically.
Loss of control	The AI acts beyond the perimeter actually authorized.
Opacity	The user cannot see why the answer or action was influenced.
Long-term effect	The immediate gain reduces human skill, attention, or diversity of thought.

Design rules and safeguards

Reversibility and the right to forget

Design rules

- Propagate deletion to caches, embeddings, summaries, and logs with erasure proof or anonymization.
- Expose what was inferred and what was known before producing a critical answer.
- Prefer simulation or dry-run when the action is costly or hard to reverse.
- Give the user a simple way to correct scope, memory, and autonomy level.
- Store the minimum memory that improves future usefulness.
- When evidence is weak, say so before offering a confident plan.

Takeaway

Reversibility and the right to forget

Core takeaway

Acceptable personalization must be inspectable, reversible, and erasable without damaging the rest of the system.

Four essential ideas

- Data is organized into independent units with known dependencies, retention periods, and verifiable purge mechanisms.
- The user can try personalization without fearing irreversible accumulation.
- Partial or cosmetic forgetting gives false control and may leave re-identifiable derivatives.
- Propagate deletion to caches, embeddings, summaries, and logs with erasure proof or anonymization.

Design decision

A feature related to "Reversibility and the right to forget" should be deployed only if it improves real usefulness, remains explainable, and lets the user return immediately to a less personalized or less autonomous mode.

16. Creative personalization without lock-in

Helping create in a familiar style while preserving novelty.

Central thesis

AI should know aesthetic preferences without reproducing the same formula forever.

Trigger example

For an IDEO-Lab guide, the AI keeps clear cards and modals but varies diagrams, hierarchy, and teaching devices.

Point of vigilance

Too-narrow personalization creates repetitive, predictable, impoverished content.

Guardrail

Reserve exploration space, propose one contrasted alternative, and measure useful novelty.

creativity | style | exploration | diversity

Deep analysis - chapter logic

Creative personalization without lock-in

Mechanism and value

AI should know aesthetic preferences without reproducing the same formula forever. This changes the center of gravity of AI design: the goal is no longer to optimize a single answer in isolation, but to organize continuity, relevant context, and correction over time. The main mechanism is this: It distinguishes the identity core of a style - clarity, density, rhythm - from variable elements that can be explored. To be reliable, the chain must preserve provenance and indicate which rules actually influenced the result.

Example and context

The practical value is direct: The user gains coherence while preserving experimentation and surprise. The benefit is qualitative as much as quantitative: attention is freed, interruptions decrease, and decisions remain stable. A concrete example clarifies the issue: For an IDEO-Lab guide, the AI keeps clear cards and modals but varies diagrams, hierarchy, and teaching devices. In a mature solution, the user can see what was restored, what was inferred, and what still needs verification.

Guiding idea

AI should know aesthetic preferences without reproducing the same formula forever.

Conceptual model

Creative personalization without lock-in

From request to controlled collaboration

01	02	03	04	05	06
Request	Intent model	Context model	Plan	Evidence	Human decision

The goal is not to automate the user away. The goal is to reduce friction while preserving proof, reversibility, and judgment.

Interpretation

The model is not a mystical mind reader. It is an engineered loop that converts signals into explicit hypotheses, then allows the human to accept, reject, or correct them.

Functional architecture

Creative personalization without lock-in

Architecture components

Component	Responsibility
Inputs	Current request, relevant history, active rules, and signals connected to creativity.
Context model	Structured representation of objectives, constraints, uncertainty, and scope for creative personalization without lock-in.
Decision engine	Chooses between explaining, proposing, simulating, acting, or stopping according to risk.
Control layer	Reserve exploration space, propose one contrasted alternative, and measure useful novelty.
Output	Usable result, assumptions, evidence, next step, and validation path.
Memory	Selective storage of decisions and rules with scope, lifetime, and provenance.

Implementation flow

Creative personalization without lock-in

Request handling

01 Capture request - **02** Resolve scope - **03** Retrieve context - **04** Assess risk - **05** Plan - **06** Simulate or execute - **07** Verify - **08** Consolidate memory

The goal is not to automate the user away. The goal is to reduce friction while preserving proof, reversibility, and judgment.

Implementation path

Add an exploration controller that balances style fidelity and creative distance.

Decoupling principle

The language model must not directly own all permissions. It produces structured intentions; the policy layer authorizes, modifies, or rejects them.

Scenario 1 - nominal continuity

Creative personalization without lock-in

Nominal scenario

- Context: the user resumes interrupted work related to "Creative personalization without lock-in".
- The system restores only validated decisions, still-active constraints, and required data.
- Expected behavior: It distinguishes the identity core of a style - clarity, density, rhythm - from variable elements that can be explored.
- Result: The user gains coherence while preserving experimentation and surprise.
- Control: Reserve exploration space, propose one contrasted alternative, and measure useful novelty.

Scenario 2 - ambiguity and risk

Creative personalization without lock-in

Critical scenario

- The request looks familiar, but the active project differs from a previous one.
- Old memory could push the AI toward the wrong action.
- Main risk: Too-narrow personalization creates repetitive, predictable, impoverished content.
- The system reduces autonomy, surfaces the hypothesis, and proposes a verification step.
- The journal records the conflict, the human decision, and any memory correction.

Scenario 3 - learning the relationship

Creative personalization without lock-in

Evolutionary scenario

- After repeated interactions, the user confirms or corrects how the AI handles creativity.
- Only repeated or explicitly confirmed signals become reusable rules.
- Exceptions remain attached to their context rather than becoming universal habits.
- Progress is evaluated with: Accepted diversity, structural repetition, and satisfaction with creativity.
- Every profile change is visible, editable, and reversible.

Method - nine-step operating discipline

Creative personalization without lock-in

Operating method

- Define the expected result for "Creative personalization without lock-in" and the concrete success criterion.
- Identify indispensable information and discard irrelevant context.
- Separate facts, declared preferences, observed habits, and inferred hypotheses.
- Choose autonomy level according to risk, reversibility, and evidence quality.
- Produce a proposal with assumptions, limits, alternatives, and validation path.
- Validate on a real case, test, or simulation before generalization.
- Store only useful decisions with scope, date, source, and confidence.
- Measure the result using: Accepted diversity, structural repetition, and satisfaction with creativity.
- Revise or delete the rule when project, user, or context changes.

Indicators of quality

Creative personalization without lock-in

Metrics

Indicator	Definition
Relevance	Share of proposals related to creativity accepted without major correction.
Continuity	Time needed to resume a task after interruption or session change.
Calibration	Gap between displayed confidence and observed accuracy.
Human control	Actions canceled, modified, or refused before execution.
Reversibility	Time and coverage needed to correct a rule or erase a memory.
Durable impact	Accepted diversity, structural repetition, and satisfaction with creativity.

Risks, detection, and mitigation

Creative personalization without lock-in

Risk register

Risk	Manifestation
Understanding error	Too-narrow personalization creates repetitive, predictable, impoverished content.
Obsolete memory	A previous decision is restored as if it were still valid.
Over-personalization	The system applies a preference too systematically.
Loss of control	The AI acts beyond the perimeter actually authorized.
Opacity	The user cannot see why the answer or action was influenced.
Long-term effect	The immediate gain reduces human skill, attention, or diversity of thought.

Design rules and safeguards

Creative personalization without lock-in

Design rules

- Reserve exploration space, propose one contrasted alternative, and measure useful novelty.
- Expose what was inferred and what was known before producing a critical answer.
- Prefer simulation or dry-run when the action is costly or hard to reverse.
- Give the user a simple way to correct scope, memory, and autonomy level.
- Store the minimum memory that improves future usefulness.
- When evidence is weak, say so before offering a confident plan.

Takeaway

Creative personalization without lock-in

Core takeaway

AI should know aesthetic preferences without reproducing the same formula forever.

Four essential ideas

- It distinguishes the identity core of a style - clarity, density, rhythm - from variable elements that can be explored.
- The user gains coherence while preserving experimentation and surprise.
- Too-narrow personalization creates repetitive, predictable, impoverished content.
- Reserve exploration space, propose one contrasted alternative, and measure useful novelty.

Design decision

A feature related to "Creative personalization without lock-in" should be deployed only if it improves real usefulness, remains explainable, and lets the user return immediately to a less personalized or less autonomous mode.

17. AI as an engineering partner

Applying continuity, anticipation, and control to real software projects.

Central thesis

An engineering partner is not just a code generator: it understands architecture, conventions, patch history, and validation criteria.

Trigger example

On a Django dashboard, the AI locates the exact template, preserves validated JavaScript, changes one responsibility, and provides tests.

Point of vigilance

Acting on an obsolete file or rewriting too broadly can destroy days of work.

Guardrail

Always load current files, verify line anchors, limit scope, produce before/after, and require validation.

engineering | code | patch | architecture

Deep analysis - chapter logic

AI as an engineering partner

Mechanism and value

An engineering partner is not just a code generator: it understands architecture, conventions, patch history, and validation criteria. This changes the center of gravity of AI design: the goal is no longer to optimize a single answer in isolation, but to organize continuity, relevant context, and correction over time. The main mechanism is this: It maintains a repository map, connects errors to recent changes, prepares atomic patches, and stores decision records. To be reliable, the chain must preserve provenance and indicate which rules actually influenced the result.

Example and context

The practical value is direct: The engineer spends less time restating the system and more time designing, arbitrating, and testing. The benefit is qualitative as much as quantitative: attention is freed, interruptions decrease, and decisions remain stable. A concrete example clarifies the issue: On a Django dashboard, the AI locates the exact template, preserves validated JavaScript, changes one responsibility, and provides tests. In a mature solution, the user can see what was restored, what was inferred, and what still needs verification.

Guiding idea

An engineering partner is not just a code generator: it understands architecture, conventions, patch history, and validation criteria.

Conceptual model

AI as an engineering partner

From request to controlled collaboration

01	02	03	04	05	06
Request	Intent model	Context model	Plan	Evidence	Human decision

The goal is not to automate the user away. The goal is to reduce friction while preserving proof, reversibility, and judgment.

Interpretation

The model is not a mystical mind reader. It is an engineered loop that converts signals into explicit hypotheses, then allows the human to accept, reject, or correct them.

Functional architecture

AI as an engineering partner

Architecture components

Component	Responsibility
Inputs	Current request, relevant history, active rules, and signals connected to engineering.
Context model	Structured representation of objectives, constraints, uncertainty, and scope for ai as an engineering partner.
Decision engine	Chooses between explaining, proposing, simulating, acting, or stopping according to risk.
Control layer	Always load current files, verify line anchors, limit scope, produce before/after, and require validation.
Output	Usable result, assumptions, evidence, next step, and validation path.
Memory	Selective storage of decisions and rules with scope, lifetime, and provenance.

Implementation flow

AI as an engineering partner

R[illegible]

01 Capture request - **02** Resolve scope - **03** Retrieve context - **04** Assess risk - **05** Plan - **06** Simulate or execute - **07** Verify - **08** Consolidate memory

The goal is not to automate the user away. The goal is to reduce friction while preserving proof, reversibility, and judgment.

Implementation path

Combine repository index, Git integration, isolated test execution, and patch policy.

Decoupling principle

The language model must not directly own all permissions. It produces structured intentions; the policy layer authorizes, modifies, or rejects them.

Scenario 1 - nominal continuity

AI as an engineering partner

Nominal scenario

- Context: the user resumes interrupted work related to "AI as an engineering partner".
- The system restores only validated decisions, still-active constraints, and required data.
- Expected behavior: It maintains a repository map, connects errors to recent changes, prepares atomic patches, and stores decision records.
- Result: The engineer spends less time restating the system and more time designing, arbitrating, and testing.
- Control: Always load current files, verify line anchors, limit scope, produce before/after, and require validation.

Scenario 2 - ambiguity and risk

AI as an engineering partner

Critical scenario

- The request looks familiar, but the active project differs from a previous one.
- Old memory could push the AI toward the wrong action.
- Main risk: Acting on an obsolete file or rewriting too broadly can destroy days of work.
- The system reduces autonomy, surfaces the hypothesis, and proposes a verification step.
- The journal records the conflict, the human decision, and any memory correction.

Scenario 3 - learning the relationship

AI as an engineering partner

Evolutionary scenario

- After repeated interactions, the user confirms or corrects how the AI handles engineering.
- Only repeated or explicitly confirmed signals become reusable rules.
- Exceptions remain attached to their context rather than becoming universal habits.
- Progress is evaluated with: Accepted patch rate, regressions, review time, and files changed outside scope.
- Every profile change is visible, editable, and reversible.

Method - nine-step operating discipline

AI as an engineering partner

Operating method

- Define the expected result for "AI as an engineering partner" and the concrete success criterion.
- Identify indispensable information and discard irrelevant context.
- Separate facts, declared preferences, observed habits, and inferred hypotheses.
- Choose autonomy level according to risk, reversibility, and evidence quality.
- Produce a proposal with assumptions, limits, alternatives, and validation path.
- Validate on a real case, test, or simulation before generalization.
- Store only useful decisions with scope, date, source, and confidence.
- Measure the result using: Accepted patch rate, regressions, review time, and files changed outside scope.
- Revise or delete the rule when project, user, or context changes.

Indicators of quality

AI as an engineering partner

Metrics

Indicator	Definition
Relevance	Share of proposals related to engineering accepted without major correction.
Continuity	Time needed to resume a task after interruption or session change.
Calibration	Gap between displayed confidence and observed accuracy.
Human control	Actions canceled, modified, or refused before execution.
Reversibility	Time and coverage needed to correct a rule or erase a memory.
Durable impact	Accepted patch rate, regressions, review time, and files changed outside scope.

Risks, detection, and mitigation

AI as an engineering partner

Risk register

Risk	Manifestation
Understanding error	Acting on an obsolete file or rewriting too broadly can destroy days of work.
Obsolete memory	A previous decision is restored as if it were still valid.
Over-personalization	The system applies a preference too systematically.
Loss of control	The AI acts beyond the perimeter actually authorized.
Opacity	The user cannot see why the answer or action was influenced.
Long-term effect	The immediate gain reduces human skill, attention, or diversity of thought.

Design rules and safeguards

AI as an engineering partner

Design rules

- Always load current files, verify line anchors, limit scope, produce before/after, and require validation.
- Expose what was inferred and what was known before producing a critical answer.
- Prefer simulation or dry-run when the action is costly or hard to reverse.
- Give the user a simple way to correct scope, memory, and autonomy level.
- Store the minimum memory that improves future usefulness.
- When evidence is weak, say so before offering a confident plan.

Takeaway

AI as an engineering partner

Core takeaway

An engineering partner is not just a code generator: it understands architecture, conventions, patch history, and validation criteria.

Four essential ideas

- It maintains a repository map, connects errors to recent changes, prepares atomic patches, and stores decision records.
- The engineer spends less time restating the system and more time designing, arbitrating, and testing.
- Acting on an obsolete file or rewriting too broadly can destroy days of work.
- Always load current files, verify line anchors, limit scope, produce before/after, and require validation.

Design decision

A feature related to "AI as an engineering partner" should be deployed only if it improves real usefulness, remains explainable, and lets the user return immediately to a less personalized or less autonomous mode.

18. Memory for large projects

Maintaining coherence when a project exceeds one conversation.

Central thesis

Large projects require external structured memory: architecture, decisions, components, contracts, risks, and validation state.

Trigger example

A security platform stores modules, versions, dependencies, validated patches, and missing tests.

Point of vigilance

An unmaintained map becomes more dangerous than no map.

Guardrail

Update after commits, mark uncertain data, and reconcile documentation with real code.

project | repo map | decisions | continuity

Deep analysis - chapter logic

Memory for large projects

Mechanism and value

Large projects require external structured memory: architecture, decisions, components, contracts, risks, and validation state. This changes the center of gravity of AI design: the goal is no longer to optimize a single answer in isolation, but to organize continuity, relevant context, and correction over time. The main mechanism is this: The AI queries a living project map instead of hoping everything fits in one context window. To be reliable, the chain must preserve provenance and indicate which rules actually influenced the result.

Example and context

The practical value is direct: Sessions become restartable and multiple assistants can collaborate without losing system history. The benefit is qualitative as much as quantitative: attention is freed, interruptions decrease, and decisions remain stable. A concrete example clarifies the issue: A security platform stores modules, versions, dependencies, validated patches, and missing tests. In a mature solution, the user can see what was restored, what was inferred, and what still needs verification.

Guiding idea

Large projects require external structured memory: architecture, decisions, components, contracts, risks, and validation state.

Conceptual model

Memory for large projects

From request to controlled collaboration

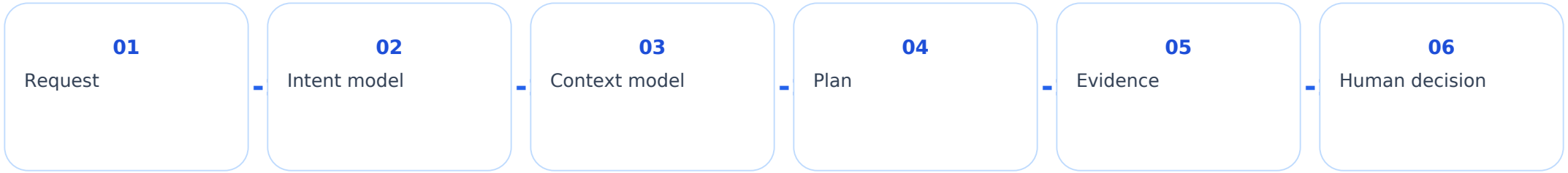

The goal is not to automate the user away. The goal is to reduce friction while preserving proof, reversibility, and judgment.

Interpretation

The model is not a mystical mind reader. It is an engineered loop that converts signals into explicit hypotheses, then allows the human to accept, reject, or correct them.

Functional architecture

Memory for large projects

Architecture components

Component	Responsibility
Inputs	Current request, relevant history, active rules, and signals connected to project.
Context model	Structured representation of objectives, constraints, uncertainty, and scope for memory for large projects.
Decision engine	Chooses between explaining, proposing, simulating, acting, or stopping according to risk.
Control layer	Update after commits, mark uncertain data, and reconcile documentation with real code.
Output	Usable result, assumptions, evidence, next step, and validation path.
Memory	Selective storage of decisions and rules with scope, lifetime, and provenance.

Implementation flow

Memory for large projects

R[illegible]

01 Capture request - **02** Resolve scope - **03** Retrieve context - **04** Assess risk - **05** Plan - **06** Simulate or execute - **07** Verify - **08** Consolidate memory

The goal is not to automate the user away. The goal is to reduce friction while preserving proof, reversibility, and judgment.

Implementation path

Use a repository knowledge graph fed by static analysis, Git, and validated documentation.

Decoupling principle

The language model must not directly own all permissions. It produces structured intentions; the policy layer authorizes, modifies, or rejects them.

Scenario 1 - nominal continuity

Memory for large projects

Nominal scenario

- Context: the user resumes interrupted work related to "Memory for large projects".
- The system restores only validated decisions, still-active constraints, and required data.
- Expected behavior: The AI queries a living project map instead of hoping everything fits in one context window.
- Result: Sessions become restartable and multiple assistants can collaborate without losing system history.
- Control: Update after commits, mark uncertain data, and reconcile documentation with real code.

Scenario 2 - ambiguity and risk

Memory for large projects

Critical scenario

- The request looks familiar, but the active project differs from a previous one.
- Old memory could push the AI toward the wrong action.
- Main risk: An unmaintained map becomes more dangerous than no map.
- The system reduces autonomy, surfaces the hypothesis, and proposes a verification step.
- The journal records the conflict, the human decision, and any memory correction.

Scenario 3 - learning the relationship

Memory for large projects

Evolutionary scenario

- After repeated interactions, the user confirms or corrects how the AI handles project.
- Only repeated or explicitly confirmed signals become reusable rules.
- Exceptions remain attached to their context rather than becoming universal habits.
- Progress is evaluated with: Map freshness, dependency coverage, and accuracy of predicted impacts.
- Every profile change is visible, editable, and reversible.

Method - nine-step operating discipline

Memory for large projects

Operating method

- Define the expected result for "Memory for large projects" and the concrete success criterion.
- Identify indispensable information and discard irrelevant context.
- Separate facts, declared preferences, observed habits, and inferred hypotheses.
- Choose autonomy level according to risk, reversibility, and evidence quality.
- Produce a proposal with assumptions, limits, alternatives, and validation path.
- Validate on a real case, test, or simulation before generalization.
- Store only useful decisions with scope, date, source, and confidence.
- Measure the result using: Map freshness, dependency coverage, and accuracy of predicted impacts.
- Revise or delete the rule when project, user, or context changes.

Indicators of quality

Memory for large projects

Metrics

Indicator	Definition
Relevance	Share of proposals related to project accepted without major correction.
Continuity	Time needed to resume a task after interruption or session change.
Calibration	Gap between displayed confidence and observed accuracy.
Human control	Actions canceled, modified, or refused before execution.
Reversibility	Time and coverage needed to correct a rule or erase a memory.
Durable impact	Map freshness, dependency coverage, and accuracy of predicted impacts.

Risks, detection, and mitigation

Memory for large projects

Risk register

Risk	Manifestation
Understanding error	An unmaintained map becomes more dangerous than no map.
Obsolete memory	A previous decision is restored as if it were still valid.
Over-personalization	The system applies a preference too systematically.
Loss of control	The AI acts beyond the perimeter actually authorized.
Opacity	The user cannot see why the answer or action was influenced.
Long-term effect	The immediate gain reduces human skill, attention, or diversity of thought.

Design rules and safeguards

Memory for large projects

Design rules

- Update after commits, mark uncertain data, and reconcile documentation with real code.
- Expose what was inferred and what was known before producing a critical answer.
- Prefer simulation or dry-run when the action is costly or hard to reverse.
- Give the user a simple way to correct scope, memory, and autonomy level.
- Store the minimum memory that improves future usefulness.
- When evidence is weak, say so before offering a confident plan.

Takeaway

Memory for large projects

Core takeaway

Large projects require external structured memory: architecture, decisions, components, contracts, risks, and validation state.

Four essential ideas

- The AI queries a living project map instead of hoping everything fits in one context window.
- Sessions become restartable and multiple assistants can collaborate without losing system history.
- An unmaintained map becomes more dangerous than no map.
- Update after commits, mark uncertain data, and reconcile documentation with real code.

Design decision

A feature related to "Memory for large projects" should be deployed only if it improves real usefulness, remains explainable, and lets the user return immediately to a less personalized or less autonomous mode.

19. Diagnostic reasoning for incidents

Turning debugging into a proof loop instead of a chain of guesses.

Central thesis

AI should connect symptoms, traces, recent changes, environment, and falsifiable hypotheses.

Trigger example

For a cancellation crash, it checks exception propagation, threads, shared state, and resource cleanup.

Point of vigilance

Patching the first symptom can hide root cause and create new regression.

Guardrail

Require exact trace, reproduction, ranked hypotheses, minimal test, and rollback.

diagnostic | incident | hypothesis | evidence

Deep analysis - chapter logic

Diagnostic reasoning for incidents

Mechanism and value

AI should connect symptoms, traces, recent changes, environment, and falsifiable hypotheses. This changes the center of gravity of AI design: the goal is no longer to optimize a single answer in isolation, but to organize continuity, relevant context, and correction over time. The main mechanism is this: It builds a diagnostic tree, picks the most discriminating test, and updates probabilities after each observation. To be reliable, the chain must preserve provenance and indicate which rules actually influenced the result.

Example and context

The practical value is direct: Resolution time decreases and random patches become less frequent. The benefit is qualitative as much as quantitative: attention is freed, interruptions decrease, and decisions remain stable. A concrete example clarifies the issue: For a cancellation crash, it checks exception propagation, threads, shared state, and resource cleanup. In a mature solution, the user can see what was restored, what was inferred, and what still needs verification.

Guiding idea

AI should connect symptoms, traces, recent changes, environment, and falsifiable hypotheses.

Conceptual model

Diagnostic reasoning for incidents

From request to controlled collaboration

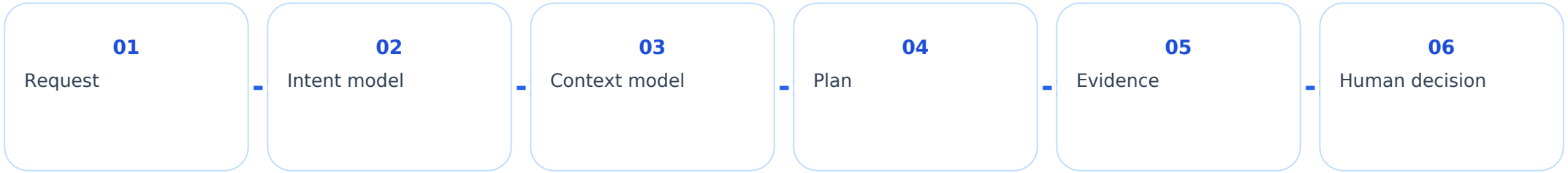

The goal is not to automate the user away. The goal is to reduce friction while preserving proof, reversibility, and judgment.

Interpretation

The model is not a mystical mind reader. It is an engineered loop that converts signals into explicit hypotheses, then allows the human to accept, reject, or correct them.

Functional architecture

Diagnostic reasoning for incidents

Architecture components

Component	Responsibility
Inputs	Current request, relevant history, active rules, and signals connected to diagnostic.
Context model	Structured representation of objectives, constraints, uncertainty, and scope for diagnostic reasoning for incidents.
Decision engine	Chooses between explaining, proposing, simulating, acting, or stopping according to risk.
Control layer	Require exact trace, reproduction, ranked hypotheses, minimal test, and rollback.
Output	Usable result, assumptions, evidence, next step, and validation path.
Memory	Selective storage of decisions and rules with scope, lifetime, and provenance.

Implementation flow

Diagnostic reasoning for incidents

R[illegible]

01 Capture request - **02** Resolve scope - **03** Retrieve context - **04** Assess risk - **05** Plan - **06** Simulate or execute - **07** Verify - **08** Consolidate memory

The goal is not to automate the user away. The goal is to reduce friction while preserving proof, reversibility, and judgment.

Implementation path

Connect logs, traces, Git diffs, tests, and runtime environment in a chronological view.

Decoupling principle

The language model must not directly own all permissions. It produces structured intentions; the policy layer authorizes, modifies, or rejects them.

Scenario 1 - nominal continuity

Diagnostic reasoning for incidents

Nominal scenario

- Context: the user resumes interrupted work related to "Diagnostic reasoning for incidents".
- The system restores only validated decisions, still-active constraints, and required data.
- Expected behavior: It builds a diagnostic tree, picks the most discriminating test, and updates probabilities after each observation.
- Result: Resolution time decreases and random patches become less frequent.
- Control: Require exact trace, reproduction, ranked hypotheses, minimal test, and rollback.

Scenario 2 - ambiguity and risk

Diagnostic reasoning for incidents

Critical scenario

- The request looks familiar, but the active project differs from a previous one.
- Old memory could push the AI toward the wrong action.
- Main risk: Patching the first symptom can hide root cause and create new regression.
- The system reduces autonomy, surfaces the hypothesis, and proposes a verification step.
- The journal records the conflict, the human decision, and any memory correction.

Scenario 3 - learning the relationship

Diagnostic reasoning for incidents

Evolutionary scenario

- After repeated interactions, the user confirms or corrects how the AI handles diagnostic.
- Only repeated or explicitly confirmed signals become reusable rules.
- Exceptions remain attached to their context rather than becoming universal habits.
- Progress is evaluated with: Mean diagnostic time, patches before resolution, and recurrence rate.
- Every profile change is visible, editable, and reversible.

Method - nine-step operating discipline

Diagnostic reasoning for incidents

Operating method

- Define the expected result for "Diagnostic reasoning for incidents" and the concrete success criterion.
- Identify indispensable information and discard irrelevant context.
- Separate facts, declared preferences, observed habits, and inferred hypotheses.
- Choose autonomy level according to risk, reversibility, and evidence quality.
- Produce a proposal with assumptions, limits, alternatives, and validation path.
- Validate on a real case, test, or simulation before generalization.
- Store only useful decisions with scope, date, source, and confidence.
- Measure the result using: Mean diagnostic time, patches before resolution, and recurrence rate.
- Revise or delete the rule when project, user, or context changes.

Indicators of quality

Diagnostic reasoning for incidents

Metrics

Indicator	Definition
Relevance	Share of proposals related to diagnostic accepted without major correction.
Continuity	Time needed to resume a task after interruption or session change.
Calibration	Gap between displayed confidence and observed accuracy.
Human control	Actions canceled, modified, or refused before execution.
Reversibility	Time and coverage needed to correct a rule or erase a memory.
Durable impact	Mean diagnostic time, patches before resolution, and recurrence rate.

Risks, detection, and mitigation

Diagnostic reasoning for incidents

Risk register

Risk	Manifestation
Understanding error	Patching the first symptom can hide root cause and create new regression.
Obsolete memory	A previous decision is restored as if it were still valid.
Over-personalization	The system applies a preference too systematically.
Loss of control	The AI acts beyond the perimeter actually authorized.
Opacity	The user cannot see why the answer or action was influenced.
Long-term effect	The immediate gain reduces human skill, attention, or diversity of thought.

Design rules and safeguards

Diagnostic reasoning for incidents

Design rules

- Require exact trace, reproduction, ranked hypotheses, minimal test, and rollback.
- Expose what was inferred and what was known before producing a critical answer.
- Prefer simulation or dry-run when the action is costly or hard to reverse.
- Give the user a simple way to correct scope, memory, and autonomy level.
- Store the minimum memory that improves future usefulness.
- When evidence is weak, say so before offering a confident plan.

Takeaway

Diagnostic reasoning for incidents

Core takeaway

AI should connect symptoms, traces, recent changes, environment, and falsifiable hypotheses.

Four essential ideas

- It builds a diagnostic tree, picks the most discriminating test, and updates probabilities after each observation.
- Resolution time decreases and random patches become less frequent.
- Patching the first symptom can hide root cause and create new regression.
- Require exact trace, reproduction, ranked hypotheses, minimal test, and rollback.

Design decision

A feature related to "Diagnostic reasoning for incidents" should be deployed only if it improves real usefulness, remains explainable, and lets the user return immediately to a less personalized or less autonomous mode.

20. Architecture and technical trade-offs

Comparing solutions without reducing architecture to technology lists.

Central thesis

Good architecture assistance exposes trade-offs, constraints, reversibility, and long-term cost.

Trigger example

For storage, it compares local DB, object store, search index, and event log against access patterns.

Point of vigilance

A persuasive architecture may optimize one criterion while hiding another.

Guardrail

Use decision matrices, ADRs, scenario testing, and explicit assumptions.

architecture | trade-off | ADR | compromise

Deep analysis - chapter logic

Architecture and technical trade-offs

Mechanism and value

Good architecture assistance exposes trade-offs, constraints, reversibility, and long-term cost. This changes the center of gravity of AI design: the goal is no longer to optimize a single answer in isolation, but to organize continuity, relevant context, and correction over time. The main mechanism is this: The AI models alternatives against criteria such as maintainability, performance, security, deployment, and team capacity. To be reliable, the chain must preserve provenance and indicate which rules actually influenced the result.

Example and context

The practical value is direct: The user sees why an option fits the situation rather than receiving a fashionable answer. The benefit is qualitative as much as quantitative: attention is freed, interruptions decrease, and decisions remain stable. A concrete example clarifies the issue: For storage, it compares local DB, object store, search index, and event log against access patterns. In a mature solution, the user can see what was restored, what was inferred, and what still needs verification.

Guiding idea

Good architecture assistance exposes trade-offs, constraints, reversibility, and long-term cost.

Conceptual model

Architecture and technical trade-offs

From request to controlled collaboration

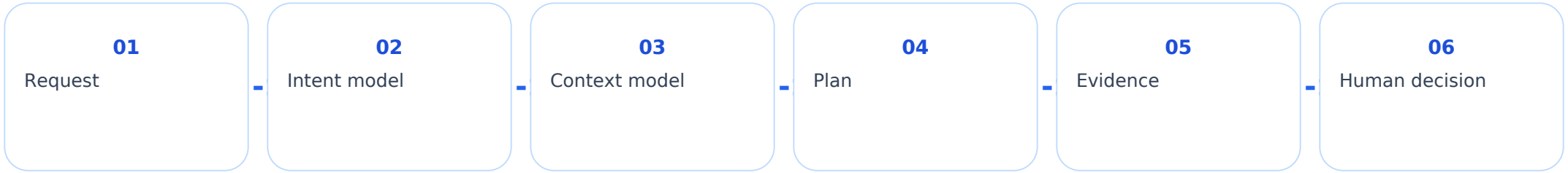

The goal is not to automate the user away. The goal is to reduce friction while preserving proof, reversibility, and judgment.

Interpretation

The model is not a mystical mind reader. It is an engineered loop that converts signals into explicit hypotheses, then allows the human to accept, reject, or correct them.

Functional architecture

Architecture and technical trade-offs

Architecture components

Component	Responsibility
Inputs	Current request, relevant history, active rules, and signals connected to architecture.
Context model	Structured representation of objectives, constraints, uncertainty, and scope for architecture and technical trade-offs.
Decision engine	Chooses between explaining, proposing, simulating, acting, or stopping according to risk.
Control layer	Use decision matrices, ADRs, scenario testing, and explicit assumptions.
Output	Usable result, assumptions, evidence, next step, and validation path.
Memory	Selective storage of decisions and rules with scope, lifetime, and provenance.

Implementation flow

Architecture and technical trade-offs

R[illegible]

01 Capture request - **02** Resolve scope - **03** Retrieve context - **04** Assess risk - **05** Plan - **06** Simulate or execute - **07** Verify - **08** Consolidate memory

The goal is not to automate the user away. The goal is to reduce friction while preserving proof, reversibility, and judgment.

Implementation path

Maintain an architecture decision record pipeline connected to project context and evidence.

Decoupling principle

The language model must not directly own all permissions. It produces structured intentions; the policy layer authorizes, modifies, or rejects them.

Scenario 1 - nominal continuity

Architecture and technical trade-offs

Nominal scenario

- Context: the user resumes interrupted work related to "Architecture and technical trade-offs".
- The system restores only validated decisions, still-active constraints, and required data.
- Expected behavior: The AI models alternatives against criteria such as maintainability, performance, security, deployment, and team capacity.
- Result: The user sees why an option fits the situation rather than receiving a fashionable answer.
- Control: Use decision matrices, ADRs, scenario testing, and explicit assumptions.

Scenario 2 - ambiguity and risk

Architecture and technical trade-offs

Critical scenario

- The request looks familiar, but the active project differs from a previous one.
- Old memory could push the AI toward the wrong action.
- Main risk: A persuasive architecture may optimize one criterion while hiding another.
- The system reduces autonomy, surfaces the hypothesis, and proposes a verification step.
- The journal records the conflict, the human decision, and any memory correction.

Scenario 3 - learning the relationship

Architecture and technical trade-offs

Evolutionary scenario

- After repeated interactions, the user confirms or corrects how the AI handles architecture.
- Only repeated or explicitly confirmed signals become reusable rules.
- Exceptions remain attached to their context rather than becoming universal habits.
- Progress is evaluated with: Decision reversibility, later regret rate, and match between predicted and observed cost.
- Every profile change is visible, editable, and reversible.

Method - nine-step operating discipline

Architecture and technical trade-offs

Operating method

- Define the expected result for "Architecture and technical trade-offs" and the concrete success criterion.
- Identify indispensable information and discard irrelevant context.
- Separate facts, declared preferences, observed habits, and inferred hypotheses.
- Choose autonomy level according to risk, reversibility, and evidence quality.
- Produce a proposal with assumptions, limits, alternatives, and validation path.
- Validate on a real case, test, or simulation before generalization.
- Store only useful decisions with scope, date, source, and confidence.
- Measure the result using: Decision reversibility, later regret rate, and match between predicted and observed cost.
- Revise or delete the rule when project, user, or context changes.

Indicators of quality

Architecture and technical trade-offs

Metrics

Indicator	Definition
Relevance	Share of proposals related to architecture accepted without major correction.
Continuity	Time needed to resume a task after interruption or session change.
Calibration	Gap between displayed confidence and observed accuracy.
Human control	Actions canceled, modified, or refused before execution.
Reversibility	Time and coverage needed to correct a rule or erase a memory.
Durable impact	Decision reversibility, later regret rate, and match between predicted and observed cost.

Risks, detection, and mitigation

Architecture and technical trade-offs

Risk register

Risk	Manifestation
Understanding error	A persuasive architecture may optimize one criterion while hiding another.
Obsolete memory	A previous decision is restored as if it were still valid.
Over-personalization	The system applies a preference too systematically.
Loss of control	The AI acts beyond the perimeter actually authorized.
Opacity	The user cannot see why the answer or action was influenced.
Long-term effect	The immediate gain reduces human skill, attention, or diversity of thought.

Design rules and safeguards

Architecture and technical trade-offs

Design rules

- Use decision matrices, ADRs, scenario testing, and explicit assumptions.
- Expose what was inferred and what was known before producing a critical answer.
- Prefer simulation or dry-run when the action is costly or hard to reverse.
- Give the user a simple way to correct scope, memory, and autonomy level.
- Store the minimum memory that improves future usefulness.
- When evidence is weak, say so before offering a confident plan.

Takeaway

Architecture and technical trade-offs

Core takeaway

Good architecture assistance exposes trade-offs, constraints, reversibility, and long-term cost.

Four essential ideas

- The AI models alternatives against criteria such as maintainability, performance, security, deployment, and team capacity.
- The user sees why an option fits the situation rather than receiving a fashionable answer.
- A persuasive architecture may optimize one criterion while hiding another.
- Use decision matrices, ADRs, scenario testing, and explicit assumptions.

Design decision

A feature related to "Architecture and technical trade-offs" should be deployed only if it improves real usefulness, remains explainable, and lets the user return immediately to a less personalized or less autonomous mode.

21. Scientific collaboration

Supporting hypotheses, search, and interpretation without replacing the scientific method.

Central thesis

AI can accelerate science when it strengthens rigor rather than merely generating plausible explanations.

Trigger example

A wildfire simulation project uses AI to identify public datasets, assumptions, validation metrics, and model limits.

Point of vigilance

AI may hallucinate literature, overfit narratives, or confuse correlation with causation.

Guardrail

Demand sources, reproducibility notes, uncertainty, and explicit experimental design.

science · hypothesis · reproducibility · data

Deep analysis - chapter logic

Scientific collaboration

Mechanism and value

AI can accelerate science when it strengthens rigor rather than merely generating plausible explanations. This changes the center of gravity of AI design: the goal is no longer to optimize a single answer in isolation, but to organize continuity, relevant context, and correction over time. The main mechanism is this: It helps formulate hypotheses, find prior work, design experiments, and check reproducibility constraints. To be reliable, the chain must preserve provenance and indicate which rules actually influenced the result.

Example and context

The practical value is direct: Researchers gain breadth and iteration speed while retaining methodological responsibility. The benefit is qualitative as much as quantitative: attention is freed, interruptions decrease, and decisions remain stable. A concrete example clarifies the issue: A wildfire simulation project uses AI to identify public datasets, assumptions, validation metrics, and model limits. In a mature solution, the user can see what was restored, what was inferred, and what still needs verification.

Guiding idea

AI can accelerate science when it strengthens rigor rather than merely generating plausible explanations.

Conceptual model

Scientific collaboration

From request to controlled collaboration

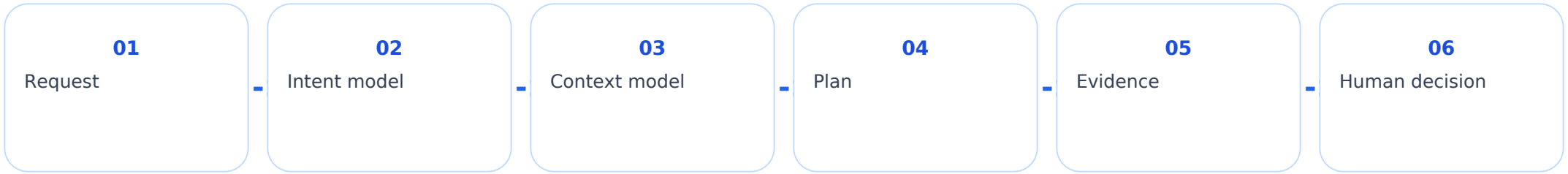

The goal is not to automate the user away. The goal is to reduce friction while preserving proof, reversibility, and judgment.

Interpretation

The model is not a mystical mind reader. It is an engineered loop that converts signals into explicit hypotheses, then allows the human to accept, reject, or correct them.

Functional architecture

Scientific collaboration

Architecture components

Component	Responsibility
Inputs	Current request, relevant history, active rules, and signals connected to science.
Context model	Structured representation of objectives, constraints, uncertainty, and scope for scientific collaboration.
Decision engine	Chooses between explaining, proposing, simulating, acting, or stopping according to risk.
Control layer	Demand sources, reproducibility notes, uncertainty, and explicit experimental design.
Output	Usable result, assumptions, evidence, next step, and validation path.
Memory	Selective storage of decisions and rules with scope, lifetime, and provenance.

Implementation flow

Scientific collaboration

R[illegible]

01 Capture request - **02** Resolve scope - **03** Retrieve context - **04** Assess risk - **05** Plan - **06** Simulate or execute - **07** Verify - **08** Consolidate memory

The goal is not to automate the user away. The goal is to reduce friction while preserving proof, reversibility, and judgment.

Implementation path

Connect literature search, data catalog, notebook execution, and provenance tracking.

Decoupling principle

The language model must not directly own all permissions. It produces structured intentions; the policy layer authorizes, modifies, or rejects them.

Scenario 1 - nominal continuity

Scientific collaboration

Nominal scenario

- Context: the user resumes interrupted work related to "Scientific collaboration".
- The system restores only validated decisions, still-active constraints, and required data.
- Expected behavior: It helps formulate hypotheses, find prior work, design experiments, and check reproducibility constraints.
- Result: Researchers gain breadth and iteration speed while retaining methodological responsibility.
- Control: Demand sources, reproducibility notes, uncertainty, and explicit experimental design.

Scenario 2 - ambiguity and risk

Scientific collaboration

Critical scenario

- The request looks familiar, but the active project differs from a previous one.
- Old memory could push the AI toward the wrong action.
- Main risk: AI may hallucinate literature, overfit narratives, or confuse correlation with causation.
- The system reduces autonomy, surfaces the hypothesis, and proposes a verification step.
- The journal records the conflict, the human decision, and any memory correction.

Scenario 3 - learning the relationship

Scientific collaboration

Evolutionary scenario

- After repeated interactions, the user confirms or corrects how the AI handles science.
- Only repeated or explicitly confirmed signals become reusable rules.
- Exceptions remain attached to their context rather than becoming universal habits.
- Progress is evaluated with: Citation accuracy, reproducibility, and rate of hypotheses rejected by evidence.
- Every profile change is visible, editable, and reversible.

Method - nine-step operating discipline

Scientific collaboration

Operating method

- Define the expected result for "Scientific collaboration" and the concrete success criterion.
- Identify indispensable information and discard irrelevant context.
- Separate facts, declared preferences, observed habits, and inferred hypotheses.
- Choose autonomy level according to risk, reversibility, and evidence quality.
- Produce a proposal with assumptions, limits, alternatives, and validation path.
- Validate on a real case, test, or simulation before generalization.
- Store only useful decisions with scope, date, source, and confidence.
- Measure the result using: Citation accuracy, reproducibility, and rate of hypotheses rejected by evidence.
- Revise or delete the rule when project, user, or context changes.

Indicators of quality

Scientific collaboration

Metrics

Indicator	Definition
Relevance	Share of proposals related to science accepted without major correction.
Continuity	Time needed to resume a task after interruption or session change.
Calibration	Gap between displayed confidence and observed accuracy.
Human control	Actions canceled, modified, or refused before execution.
Reversibility	Time and coverage needed to correct a rule or erase a memory.
Durable impact	Citation accuracy, reproducibility, and rate of hypotheses rejected by evidence.

Risks, detection, and mitigation

Scientific collaboration

Risk register

Risk	Manifestation
Understanding error	AI may hallucinate literature, overfit narratives, or confuse correlation with causation.
Obsolete memory	A previous decision is restored as if it were still valid.
Over-personalization	The system applies a preference too systematically.
Loss of control	The AI acts beyond the perimeter actually authorized.
Opacity	The user cannot see why the answer or action was influenced.
Long-term effect	The immediate gain reduces human skill, attention, or diversity of thought.

Design rules and safeguards

Scientific collaboration

Design rules

- Demand sources, reproducibility notes, uncertainty, and explicit experimental design.
- Expose what was inferred and what was known before producing a critical answer.
- Prefer simulation or dry-run when the action is costly or hard to reverse.
- Give the user a simple way to correct scope, memory, and autonomy level.
- Store the minimum memory that improves future usefulness.
- When evidence is weak, say so before offering a confident plan.

Takeaway

Scientific collaboration

Core takeaway

AI can accelerate science when it strengthens rigor rather than merely generating plausible explanations.

Four essential ideas

- It helps formulate hypotheses, find prior work, design experiments, and check reproducibility constraints.
- Researchers gain breadth and iteration speed while retaining methodological responsibility.
- AI may hallucinate literature, overfit narratives, or confuse correlation with causation.
- Demand sources, reproducibility notes, uncertainty, and explicit experimental design.

Design decision

A feature related to "Scientific collaboration" should be deployed only if it improves real usefulness, remains explainable, and lets the user return immediately to a less personalized or less autonomous mode.

22. Adaptive learning and mentoring

Building a teacher that understands acquired skills, recurring mistakes, and pace.

Central thesis

The best AI tutor adapts path, difficulty, explanation style, and practice based on what the learner actually understands.

Trigger example

A developer learning PostgreSQL receives exercises tied to their real project and mistakes.

Point of vigilance

A too-helpful tutor can solve everything and weaken learner autonomy.

Guardrail

Use spaced practice, active recall, challenge questions, and explanation-before-answer modes.

learning mentoring skills autonomy

Deep analysis - chapter logic

Adaptive learning and mentoring

Mechanism and value

The best AI tutor adapts path, difficulty, explanation style, and practice based on what the learner actually understands. This changes the center of gravity of AI design: the goal is no longer to optimize a single answer in isolation, but to organize continuity, relevant context, and correction over time. The main mechanism is this: It maintains a skill graph, diagnoses misconceptions, and proposes exercises that target the next productive gap. To be reliable, the chain must preserve provenance and indicate which rules actually influenced the result.

Example and context

The practical value is direct: Learning becomes personalized without becoming passive consumption. The benefit is qualitative as much as quantitative: attention is freed, interruptions decrease, and decisions remain stable. A concrete example clarifies the issue: A developer learning PostgreSQL receives exercises tied to their real project and mistakes. In a mature solution, the user can see what was restored, what was inferred, and what still needs verification.

Guiding idea

The best AI tutor adapts path, difficulty, explanation style, and practice based on what the learner actually understands.

Conceptual model

Adaptive learning and mentoring

From request to controlled collaboration

01	02	03	04	05	06
Request	Intent model	Context model	Plan	Evidence	Human decision

The goal is not to automate the user away. The goal is to reduce friction while preserving proof, reversibility, and judgment.

Interpretation

The model is not a mystical mind reader. It is an engineered loop that converts signals into explicit hypotheses, then allows the human to accept, reject, or correct them.

Functional architecture

Adaptive learning and mentoring

Architecture components

Component	Responsibility
Inputs	Current request, relevant history, active rules, and signals connected to learning.
Context model	Structured representation of objectives, constraints, uncertainty, and scope for adaptive learning and mentoring.
Decision engine	Chooses between explaining, proposing, simulating, acting, or stopping according to risk.
Control layer	Use spaced practice, active recall, challenge questions, and explanation-before-answer modes.
Output	Usable result, assumptions, evidence, next step, and validation path.
Memory	Selective storage of decisions and rules with scope, lifetime, and provenance.

Implementation flow

Adaptive learning and mentoring

Request handling

01 Capture request - 02 Resolve scope - 03 Retrieve context - 04 Assess risk - 05 Plan - 06 Simulate or execute - 07 Verify - 08 Consolidate memory

The goal is not to automate the user away. The goal is to reduce friction while preserving proof, reversibility, and judgment.

Implementation path

Build skill graph, misconception tracker, exercise generator, and progress journal.

Decoupling principle

The language model must not directly own all permissions. It produces structured intentions; the policy layer authorizes, modifies, or rejects them.

Scenario 1 - nominal continuity

Adaptive learning and mentoring

Nominal scenario

- Context: the user resumes interrupted work related to "Adaptive learning and mentoring".
- The system restores only validated decisions, still-active constraints, and required data.
- Expected behavior: It maintains a skill graph, diagnoses misconceptions, and proposes exercises that target the next productive gap.
- Result: Learning becomes personalized without becoming passive consumption.
- Control: Use spaced practice, active recall, challenge questions, and explanation-before-answer modes.

Scenario 2 - ambiguity and risk

Adaptive learning and mentoring

Critical scenario

- The request looks familiar, but the active project differs from a previous one.
- Old memory could push the AI toward the wrong action.
- Main risk: A too-helpful tutor can solve everything and weaken learner autonomy.
- The system reduces autonomy, surfaces the hypothesis, and proposes a verification step.
- The journal records the conflict, the human decision, and any memory correction.

Scenario 3 - learning the relationship

Adaptive learning and mentoring

Evolutionary scenario

- After repeated interactions, the user confirms or corrects how the AI handles learning.
- Only repeated or explicitly confirmed signals become reusable rules.
- Exceptions remain attached to their context rather than becoming universal habits.
- Progress is evaluated with: Retention, transfer to new problems, and learner action without assistance.
- Every profile change is visible, editable, and reversible.

Method - nine-step operating discipline

Adaptive learning and mentoring

Operating method

- Define the expected result for "Adaptive learning and mentoring" and the concrete success criterion.
- Identify indispensable information and discard irrelevant context.
- Separate facts, declared preferences, observed habits, and inferred hypotheses.
- Choose autonomy level according to risk, reversibility, and evidence quality.
- Produce a proposal with assumptions, limits, alternatives, and validation path.
- Validate on a real case, test, or simulation before generalization.
- Store only useful decisions with scope, date, source, and confidence.
- Measure the result using: Retention, transfer to new problems, and learner action without assistance.
- Revise or delete the rule when project, user, or context changes.

Indicators of quality

Adaptive learning and mentoring

Metrics

Indicator	Definition
Relevance	Share of proposals related to learning accepted without major correction.
Continuity	Time needed to resume a task after interruption or session change.
Calibration	Gap between displayed confidence and observed accuracy.
Human control	Actions canceled, modified, or refused before execution.
Reversibility	Time and coverage needed to correct a rule or erase a memory.
Durable impact	Retention, transfer to new problems, and learner action without assistance.

Risks, detection, and mitigation

Adaptive learning and mentoring

Risk register

Risk	Manifestation
Understanding error	A too-helpful tutor can solve everything and weaken learner autonomy.
Obsolete memory	A previous decision is restored as if it were still valid.
Over-personalization	The system applies a preference too systematically.
Loss of control	The AI acts beyond the perimeter actually authorized.
Opacity	The user cannot see why the answer or action was influenced.
Long-term effect	The immediate gain reduces human skill, attention, or diversity of thought.

Design rules and safeguards

Adaptive learning and mentoring

Design rules

- Use spaced practice, active recall, challenge questions, and explanation-before-answer modes.
- Expose what was inferred and what was known before producing a critical answer.
- Prefer simulation or dry-run when the action is costly or hard to reverse.
- Give the user a simple way to correct scope, memory, and autonomy level.
- Store the minimum memory that improves future usefulness.
- When evidence is weak, say so before offering a confident plan.

Takeaway

Adaptive learning and mentoring

Core takeaway

The best AI tutor adapts path, difficulty, explanation style, and practice based on what the learner actually understands.

Four essential ideas

- It maintains a skill graph, diagnoses misconceptions, and proposes exercises that target the next productive gap.
- Learning becomes personalized without becoming passive consumption.
- A too-helpful tutor can solve everything and weaken learner autonomy.
- Use spaced practice, active recall, challenge questions, and explanation-before-answer modes.

Design decision

A feature related to "Adaptive learning and mentoring" should be deployed only if it improves real usefulness, remains explainable, and lets the user return immediately to a less personalized or less autonomous mode.

23. Complex decision support

Preparing decisions by exposing options, uncertainties, and consequences.

Central thesis

AI should not decide for the human; it should make the decision space clearer, testable, and less biased.

Trigger example

For cloud architecture, the AI compares cost, risk, security, latency, operations, and vendor lock-in.

Point of vigilance

A confident recommendation can hide values or assumptions that belong to the human.

Guardrail

Separate analysis from decision, show value assumptions, and include a dissenting scenario.

decision · scenarios · criteria · robustness

Deep analysis - chapter logic

Complex decision support

Mechanism and value

AI should not decide for the human; it should make the decision space clearer, testable, and less biased. This changes the center of gravity of AI design: the goal is no longer to optimize a single answer in isolation, but to organize continuity, relevant context, and correction over time. The main mechanism is this: It identifies options, criteria, stakeholders, unknowns, second-order effects, and robustness tests. To be reliable, the chain must preserve provenance and indicate which rules actually influenced the result.

Example and context

The practical value is direct: Decision-makers see the structure of the choice rather than a single premature recommendation. The benefit is qualitative as much as quantitative: attention is freed, interruptions decrease, and decisions remain stable. A concrete example clarifies the issue: For cloud architecture, the AI compares cost, risk, security, latency, operations, and vendor lock-in. In a mature solution, the user can see what was restored, what was inferred, and what still needs verification.

Guiding idea

AI should not decide for the human; it should make the decision space clearer, testable, and less biased.

Conceptual model

Complex decision support

From request to controlled collaboration

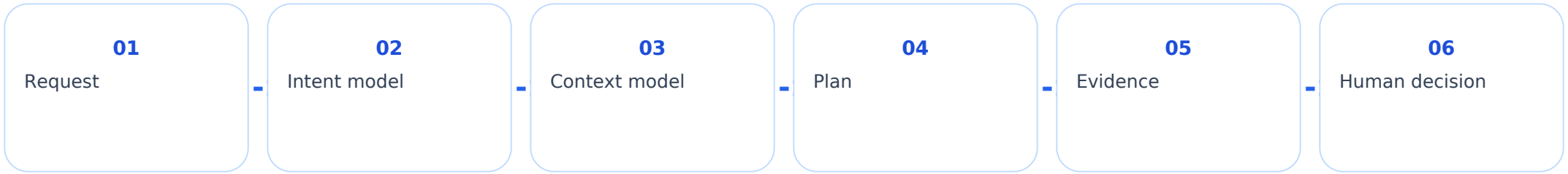

The goal is not to automate the user away. The goal is to reduce friction while preserving proof, reversibility, and judgment.

Interpretation

The model is not a mystical mind reader. It is an engineered loop that converts signals into explicit hypotheses, then allows the human to accept, reject, or correct them.

Functional architecture

Complex decision support

Architecture components

Component	Responsibility
Inputs	Current request, relevant history, active rules, and signals connected to decision.
Context model	Structured representation of objectives, constraints, uncertainty, and scope for complex decision support.
Decision engine	Chooses between explaining, proposing, simulating, acting, or stopping according to risk.
Control layer	Separate analysis from decision, show value assumptions, and include a dissenting scenario.
Output	Usable result, assumptions, evidence, next step, and validation path.
Memory	Selective storage of decisions and rules with scope, lifetime, and provenance.

Implementation flow

Complex decision support

Request handling

01 Capture request - 02 Resolve scope - 03 Retrieve context - 04 Assess risk - 05 Plan - 06 Simulate or execute - 07 Verify - 08 Consolidate memory

The goal is not to automate the user away. The goal is to reduce friction while preserving proof, reversibility, and judgment.

Implementation path

Implement decision canvases, uncertainty registers, scenario generation, and sensitivity analysis.

Decoupling principle

The language model must not directly own all permissions. It produces structured intentions; the policy layer authorizes, modifies, or rejects them.

Scenario 1 - nominal continuity

Complex decision support

Nominal scenario

- Context: the user resumes interrupted work related to "Complex decision support".
- The system restores only validated decisions, still-active constraints, and required data.
- Expected behavior: It identifies options, criteria, stakeholders, unknowns, second-order effects, and robustness tests.
- Result: Decision-makers see the structure of the choice rather than a single premature recommendation.
- Control: Separate analysis from decision, show value assumptions, and include a dissenting scenario.

Scenario 2 - ambiguity and risk

Complex decision support

Critical scenario

- The request looks familiar, but the active project differs from a previous one.
- Old memory could push the AI toward the wrong action.
- Main risk: A confident recommendation can hide values or assumptions that belong to the human.
- The system reduces autonomy, surfaces the hypothesis, and proposes a verification step.
- The journal records the conflict, the human decision, and any memory correction.

Scenario 3 - learning the relationship

Complex decision support

Evolutionary scenario

- After repeated interactions, the user confirms or corrects how the AI handles decision.
- Only repeated or explicitly confirmed signals become reusable rules.
- Exceptions remain attached to their context rather than becoming universal habits.
- Progress is evaluated with: Quality of alternatives, bias detection, and post-decision review accuracy.
- Every profile change is visible, editable, and reversible.

Method - nine-step operating discipline

Complex decision support

Operating method

- Define the expected result for "Complex decision support" and the concrete success criterion.
- Identify indispensable information and discard irrelevant context.
- Separate facts, declared preferences, observed habits, and inferred hypotheses.
- Choose autonomy level according to risk, reversibility, and evidence quality.
- Produce a proposal with assumptions, limits, alternatives, and validation path.
- Validate on a real case, test, or simulation before generalization.
- Store only useful decisions with scope, date, source, and confidence.
- Measure the result using: Quality of alternatives, bias detection, and post-decision review accuracy.
- Revise or delete the rule when project, user, or context changes.

Indicators of quality

Complex decision support

Metrics

Indicator	Definition
Relevance	Share of proposals related to decision accepted without major correction.
Continuity	Time needed to resume a task after interruption or session change.
Calibration	Gap between displayed confidence and observed accuracy.
Human control	Actions canceled, modified, or refused before execution.
Reversibility	Time and coverage needed to correct a rule or erase a memory.
Durable impact	Quality of alternatives, bias detection, and post-decision review accuracy.

Risks, detection, and mitigation

Complex decision support

Risk register

Risk	Manifestation
Understanding error	A confident recommendation can hide values or assumptions that belong to the human.
Obsolete memory	A previous decision is restored as if it were still valid.
Over-personalization	The system applies a preference too systematically.
Loss of control	The AI acts beyond the perimeter actually authorized.
Opacity	The user cannot see why the answer or action was influenced.
Long-term effect	The immediate gain reduces human skill, attention, or diversity of thought.

Design rules and safeguards

Complex decision support

Design rules

- Separate analysis from decision, show value assumptions, and include a dissenting scenario.
- Expose what was inferred and what was known before producing a critical answer.
- Prefer simulation or dry-run when the action is costly or hard to reverse.
- Give the user a simple way to correct scope, memory, and autonomy level.
- Store the minimum memory that improves future usefulness.
- When evidence is weak, say so before offering a confident plan.

Takeaway

Complex decision support

Core takeaway

AI should not decide for the human; it should make the decision space clearer, testable, and less biased.

Four essential ideas

- It identifies options, criteria, stakeholders, unknowns, second-order effects, and robustness tests.
- Decision-makers see the structure of the choice rather than a single premature recommendation.
- A confident recommendation can hide values or assumptions that belong to the human.
- Separate analysis from decision, show value assumptions, and include a dissenting scenario.

Design decision

A feature related to "Complex decision support" should be deployed only if it improves real usefulness, remains explainable, and lets the user return immediately to a less personalized or less autonomous mode.

24. Simulation before action

Exploring consequences before committing real resources.

Central thesis

A mature AI partner should favor simulation and dry-run when action is costly, risky, or irreversible.

Trigger example

Before a database migration, the AI simulates schema impact, data risk, rollback, and runtime cost.

Point of vigilance

A simulation that looks authoritative may be wrong if assumptions are hidden.

Guardrail

Expose assumptions, compare against observed data, and never replace production validation.

simulation · scenario · digital twin · validation

Deep analysis - chapter logic

Simulation before action

Mechanism and value

A mature AI partner should favor simulation and dry-run when action is costly, risky, or irreversible. This changes the center of gravity of AI design: the goal is no longer to optimize a single answer in isolation, but to organize continuity, relevant context, and correction over time. The main mechanism is this: It builds a simplified model of the target system and tests likely effects before execution. To be reliable, the chain must preserve provenance and indicate which rules actually influenced the result.

Example and context

The practical value is direct: Errors are discovered earlier and the human gets a preview of consequences. The benefit is qualitative as much as quantitative: attention is freed, interruptions decrease, and decisions remain stable. A concrete example clarifies the issue: Before a database migration, the AI simulates schema impact, data risk, rollback, and runtime cost. In a mature solution, the user can see what was restored, what was inferred, and what still needs verification.

Guiding idea

A mature AI partner should favor simulation and dry-run when action is costly, risky, or irreversible.

Conceptual model

Simulation before action

From request to controlled collaboration

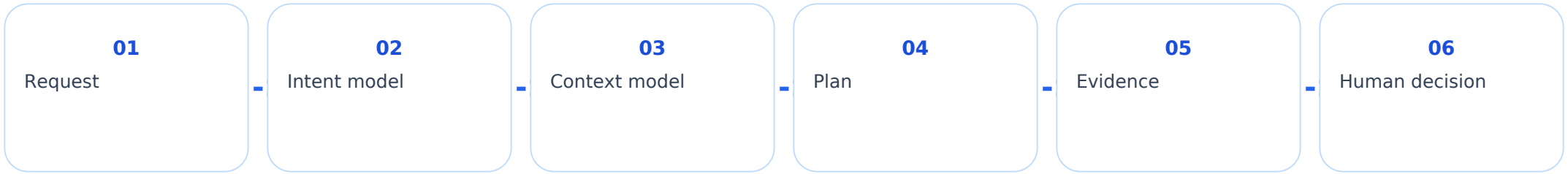

The goal is not to automate the user away. The goal is to reduce friction while preserving proof, reversibility, and judgment.

Interpretation

The model is not a mystical mind reader. It is an engineered loop that converts signals into explicit hypotheses, then allows the human to accept, reject, or correct them.

Functional architecture

Simulation before action

Architecture components

Component	Responsibility
Inputs	Current request, relevant history, active rules, and signals connected to simulation.
Context model	Structured representation of objectives, constraints, uncertainty, and scope for simulation before action.
Decision engine	Chooses between explaining, proposing, simulating, acting, or stopping according to risk.
Control layer	Expose assumptions, compare against observed data, and never replace production validation.
Output	Usable result, assumptions, evidence, next step, and validation path.
Memory	Selective storage of decisions and rules with scope, lifetime, and provenance.

Implementation flow

Simulation before action

R[illegible]

01 Capture request - **02** Resolve scope - **03** Retrieve context - **04** Assess risk - **05** Plan - **06** Simulate or execute - **07** Verify - **08** Consolidate memory

The goal is not to automate the user away. The goal is to reduce friction while preserving proof, reversibility, and judgment.

Implementation path

Use digital twins, dry-run modes, synthetic data, and invariant checks.

Decoupling principle

The language model must not directly own all permissions. It produces structured intentions; the policy layer authorizes, modifies, or rejects them.

Scenario 1 - nominal continuity

Simulation before action

Nominal scenario

- Context: the user resumes interrupted work related to "Simulation before action".
- The system restores only validated decisions, still-active constraints, and required data.
- Expected behavior: It builds a simplified model of the target system and tests likely effects before execution.
- Result: Errors are discovered earlier and the human gets a preview of consequences.
- Control: Expose assumptions, compare against observed data, and never replace production validation.

Scenario 2 - ambiguity and risk

Simulation before action

Critical scenario

- The request looks familiar, but the active project differs from a previous one.
- Old memory could push the AI toward the wrong action.
- Main risk: A simulation that looks authoritative may be wrong if assumptions are hidden.
- The system reduces autonomy, surfaces the hypothesis, and proposes a verification step.
- The journal records the conflict, the human decision, and any memory correction.

Scenario 3 - learning the relationship

Simulation before action

Evolutionary scenario

- After repeated interactions, the user confirms or corrects how the AI handles simulation.
- Only repeated or explicitly confirmed signals become reusable rules.
- Exceptions remain attached to their context rather than becoming universal habits.
- Progress is evaluated with: Simulation accuracy, prevented incidents, and assumptions later found invalid.
- Every profile change is visible, editable, and reversible.

Method - nine-step operating discipline

Simulation before action

Operating method

- Define the expected result for "Simulation before action" and the concrete success criterion.
- Identify indispensable information and discard irrelevant context.
- Separate facts, declared preferences, observed habits, and inferred hypotheses.
- Choose autonomy level according to risk, reversibility, and evidence quality.
- Produce a proposal with assumptions, limits, alternatives, and validation path.
- Validate on a real case, test, or simulation before generalization.
- Store only useful decisions with scope, date, source, and confidence.
- Measure the result using: Simulation accuracy, prevented incidents, and assumptions later found invalid.
- Revise or delete the rule when project, user, or context changes.

Indicators of quality

Simulation before action

Metrics

Indicator	Definition
Relevance	Share of proposals related to simulation accepted without major correction.
Continuity	Time needed to resume a task after interruption or session change.
Calibration	Gap between displayed confidence and observed accuracy.
Human control	Actions canceled, modified, or refused before execution.
Reversibility	Time and coverage needed to correct a rule or erase a memory.
Durable impact	Simulation accuracy, prevented incidents, and assumptions later found invalid.

Risks, detection, and mitigation

Simulation before action

Risk register

Risk	Manifestation
Understanding error	A simulation that looks authoritative may be wrong if assumptions are hidden.
Obsolete memory	A previous decision is restored as if it were still valid.
Over-personalization	The system applies a preference too systematically.
Loss of control	The AI acts beyond the perimeter actually authorized.
Opacity	The user cannot see why the answer or action was influenced.
Long-term effect	The immediate gain reduces human skill, attention, or diversity of thought.

Design rules and safeguards

Simulation before action

Design rules

- Expose assumptions, compare against observed data, and never replace production validation.
- Expose what was inferred and what was known before producing a critical answer.
- Prefer simulation or dry-run when the action is costly or hard to reverse.
- Give the user a simple way to correct scope, memory, and autonomy level.
- Store the minimum memory that improves future usefulness.
- When evidence is weak, say so before offering a confident plan.

Takeaway

Simulation before action

Core takeaway

A mature AI partner should favor simulation and dry-run when action is costly, risky, or irreversible.

Four essential ideas

- It builds a simplified model of the target system and tests likely effects before execution.
- Errors are discovered earlier and the human gets a preview of consequences.
- A simulation that looks authoritative may be wrong if assumptions are hidden.
- Expose assumptions, compare against observed data, and never replace production validation.

Design decision

A feature related to "Simulation before action" should be deployed only if it improves real usefulness, remains explainable, and lets the user return immediately to a less personalized or less autonomous mode.

25. AI inside human teams

Making AI a coordinator rather than a new silo.

Central thesis

AI can improve teams when it clarifies roles, decisions, context, and handoffs without becoming an unaccountable actor.

Trigger example

A project AI maintains decisions, meeting summaries, unresolved risks, and owner assignments.

Point of vigilance

AI-generated summaries can flatten disagreement or misattribute decisions.

Guardrail

Record provenance, quote decisions carefully, and allow each participant to contest summaries.

team · coordination · provenance · roles

Deep analysis - chapter logic

AI inside human teams

Mechanism and value

AI can improve teams when it clarifies roles, decisions, context, and handoffs without becoming an unaccountable actor. This changes the center of gravity of AI design: the goal is no longer to optimize a single answer in isolation, but to organize continuity, relevant context, and correction over time. The main mechanism is this: It summarizes agreements, tracks open questions, detects conflicts, and preserves provenance across team work. To be reliable, the chain must preserve provenance and indicate which rules actually influenced the result.

Example and context

The practical value is direct: Teams coordinate better and newcomers understand the state faster. The benefit is qualitative as much as quantitative: attention is freed, interruptions decrease, and decisions remain stable. A concrete example clarifies the issue: A project AI maintains decisions, meeting summaries, unresolved risks, and owner assignments. In a mature solution, the user can see what was restored, what was inferred, and what still needs verification.

Guiding idea

AI can improve teams when it clarifies roles, decisions, context, and handoffs without becoming an unaccountable actor.

Conceptual model

AI inside human teams

From request to controlled collaboration

01	02	03	04	05	06
Request	Intent model	Context model	Plan	Evidence	Human decision

The goal is not to automate the user away. The goal is to reduce friction while preserving proof, reversibility, and judgment.

Interpretation

The model is not a mystical mind reader. It is an engineered loop that converts signals into explicit hypotheses, then allows the human to accept, reject, or correct them.

Functional architecture

AI inside human teams

Architecture components

Component	Responsibility
Inputs	Current request, relevant history, active rules, and signals connected to team.
Context model	Structured representation of objectives, constraints, uncertainty, and scope for ai inside human teams.
Decision engine	Chooses between explaining, proposing, simulating, acting, or stopping according to risk.
Control layer	Record provenance, quote decisions carefully, and allow each participant to contest summaries.
Output	Usable result, assumptions, evidence, next step, and validation path.
Memory	Selective storage of decisions and rules with scope, lifetime, and provenance.

Implementation flow

AI inside human teams

R[illegible]

01 Capture request - **02** Resolve scope - **03** Retrieve context - **04** Assess risk - **05** Plan - **06** Simulate or execute - **07** Verify - **08** Consolidate memory

The goal is not to automate the user away. The goal is to reduce friction while preserving proof, reversibility, and judgment.

Implementation path

Connect calendars, docs, tickets, repositories, and decision logs with permission boundaries.

Decoupling principle

The language model must not directly own all permissions. It produces structured intentions; the policy layer authorizes, modifies, or rejects them.

Scenario 1 - nominal continuity

AI inside human teams

Nominal scenario

- Context: the user resumes interrupted work related to "AI inside human teams".
- The system restores only validated decisions, still-active constraints, and required data.
- Expected behavior: It summarizes agreements, tracks open questions, detects conflicts, and preserves provenance across team work.
- Result: Teams coordinate better and newcomers understand the state faster.
- Control: Record provenance, quote decisions carefully, and allow each participant to contest summaries.

Scenario 2 - ambiguity and risk

AI inside human teams

Critical scenario

- The request looks familiar, but the active project differs from a previous one.
- Old memory could push the AI toward the wrong action.
- Main risk: AI-generated summaries can flatten disagreement or misattribute decisions.
- The system reduces autonomy, surfaces the hypothesis, and proposes a verification step.
- The journal records the conflict, the human decision, and any memory correction.

Scenario 3 - learning the relationship

AI inside human teams

Evolutionary scenario

- After repeated interactions, the user confirms or corrects how the AI handles team.
- Only repeated or explicitly confirmed signals become reusable rules.
- Exceptions remain attached to their context rather than becoming universal habits.
- Progress is evaluated with: Handoff quality, unresolved conflict visibility, and contested-summary rate.
- Every profile change is visible, editable, and reversible.

Method - nine-step operating discipline

AI inside human teams

Operating method

- Define the expected result for "AI inside human teams" and the concrete success criterion.
- Identify indispensable information and discard irrelevant context.
- Separate facts, declared preferences, observed habits, and inferred hypotheses.
- Choose autonomy level according to risk, reversibility, and evidence quality.
- Produce a proposal with assumptions, limits, alternatives, and validation path.
- Validate on a real case, test, or simulation before generalization.
- Store only useful decisions with scope, date, source, and confidence.
- Measure the result using: Handoff quality, unresolved conflict visibility, and contested-summary rate.
- Revise or delete the rule when project, user, or context changes.

Indicators of quality

AI inside human teams

Metrics

Indicator	Definition
Relevance	Share of proposals related to team accepted without major correction.
Continuity	Time needed to resume a task after interruption or session change.
Calibration	Gap between displayed confidence and observed accuracy.
Human control	Actions canceled, modified, or refused before execution.
Reversibility	Time and coverage needed to correct a rule or erase a memory.
Durable impact	Handoff quality, unresolved conflict visibility, and contested-summary rate.

Risks, detection, and mitigation

AI inside human teams

Risk register

Risk	Manifestation
Understanding error	AI-generated summaries can flatten disagreement or misattribute decisions.
Obsolete memory	A previous decision is restored as if it were still valid.
Over-personalization	The system applies a preference too systematically.
Loss of control	The AI acts beyond the perimeter actually authorized.
Opacity	The user cannot see why the answer or action was influenced.
Long-term effect	The immediate gain reduces human skill, attention, or diversity of thought.

Design rules and safeguards

AI inside human teams

Design rules

- Record provenance, quote decisions carefully, and allow each participant to contest summaries.
- Expose what was inferred and what was known before producing a critical answer.
- Prefer simulation or dry-run when the action is costly or hard to reverse.
- Give the user a simple way to correct scope, memory, and autonomy level.
- Store the minimum memory that improves future usefulness.
- When evidence is weak, say so before offering a confident plan.

Takeaway

AI inside human teams

Core takeaway

AI can improve teams when it clarifies roles, decisions, context, and handoffs without becoming an unaccountable actor.

Four essential ideas

- It summarizes agreements, tracks open questions, detects conflicts, and preserves provenance across team work.
- Teams coordinate better and newcomers understand the state faster.
- AI-generated summaries can flatten disagreement or misattribute decisions.
- Record provenance, quote decisions carefully, and allow each participant to contest summaries.

Design decision

A feature related to "AI inside human teams" should be deployed only if it improves real usefulness, remains explainable, and lets the user return immediately to a less personalized or less autonomous mode.

26. General architecture of an AI partner

The blocks needed beyond the language model.

Central thesis

The model is only one component; the partner emerges from orchestration, memory, tools, policies, and observability.

Trigger example

A request to modify code passes through scope resolution, file loading, risk check, patch generation, tests, and memory consolidation.

Point of vigilance

Giving the model direct authority over everything collapses safety boundaries.

Guardrail

Separate intention generation from authorization and execution.

architecture | orchestrator | tools | observability

Deep analysis - chapter logic

General architecture of an AI partner

Mechanism and value

The model is only one component; the partner emerges from orchestration, memory, tools, policies, and observability. This changes the center of gravity of AI design: the goal is no longer to optimize a single answer in isolation, but to organize continuity, relevant context, and correction over time. The main mechanism is this: An orchestrator coordinates context retrieval, model routing, planning, tool calls, validation, and memory updates. To be reliable, the chain must preserve provenance and indicate which rules actually influenced the result.

Example and context

The practical value is direct: Reliability comes from architecture, not just bigger models. The benefit is qualitative as much as quantitative: attention is freed, interruptions decrease, and decisions remain stable. A concrete example clarifies the issue: A request to modify code passes through scope resolution, file loading, risk check, patch generation, tests, and memory consolidation. In a mature solution, the user can see what was restored, what was inferred, and what still needs verification.

Guiding idea

The model is only one component; the partner emerges from orchestration, memory, tools, policies, and observability.

Conceptual model

General architecture of an AI partner

From request to controlled collaboration

01 Request - **02** Intent model - **03** Context model - **04** Plan - **05** Evidence - **06** Human decision

The goal is not to automate the user away. The goal is to reduce friction while preserving proof, reversibility, and judgment.

Interpretation

The model is not a mystical mind reader. It is an engineered loop that converts signals into explicit hypotheses, then allows the human to accept, reject, or correct them.

Functional architecture

General architecture of an AI partner

Architecture components

Component	Responsibility
Inputs	Current request, relevant history, active rules, and signals connected to architecture.
Context model	Structured representation of objectives, constraints, uncertainty, and scope for general architecture of an ai partner.
Decision engine	Chooses between explaining, proposing, simulating, acting, or stopping according to risk.
Control layer	Separate intention generation from authorization and execution.
Output	Usable result, assumptions, evidence, next step, and validation path.
Memory	Selective storage of decisions and rules with scope, lifetime, and provenance.

Implementation flow

General architecture of an AI partner

Request handling

01 Capture request - 02 Resolve scope - 03 Retrieve context - 04 Assess risk - 05 Plan - 06 Simulate or execute - 07 Verify - 08 Consolidate memory

The goal is not to automate the user away. The goal is to reduce friction while preserving proof, reversibility, and judgment.

Implementation path

Build a layered architecture: interface, context, planner, policy, tools, memory, audit.

Decoupling principle

The language model must not directly own all permissions. It produces structured intentions; the policy layer authorizes, modifies, or rejects them.

Scenario 1 - nominal continuity

General architecture of an AI partner

Nominal scenario

- Context: the user resumes interrupted work related to "General architecture of an AI partner".
- The system restores only validated decisions, still-active constraints, and required data.
- Expected behavior: An orchestrator coordinates context retrieval, model routing, planning, tool calls, validation, and memory updates.
- Result: Reliability comes from architecture, not just bigger models.
- Control: Separate intention generation from authorization and execution.

Scenario 2 - ambiguity and risk

General architecture of an AI partner

Critical scenario

- The request looks familiar, but the active project differs from a previous one.
- Old memory could push the AI toward the wrong action.
- Main risk: Giving the model direct authority over everything collapses safety boundaries.
- The system reduces autonomy, surfaces the hypothesis, and proposes a verification step.
- The journal records the conflict, the human decision, and any memory correction.

Scenario 3 - learning the relationship

General architecture of an AI partner

Evolutionary scenario

- After repeated interactions, the user confirms or corrects how the AI handles architecture.
- Only repeated or explicitly confirmed signals become reusable rules.
- Exceptions remain attached to their context rather than becoming universal habits.
- Progress is evaluated with: Failure isolation, policy refusal quality, and trace completeness.
- Every profile change is visible, editable, and reversible.

Method - nine-step operating discipline

General architecture of an AI partner

Operating method

- Define the expected result for "General architecture of an AI partner" and the concrete success criterion.
- Identify indispensable information and discard irrelevant context.
- Separate facts, declared preferences, observed habits, and inferred hypotheses.
- Choose autonomy level according to risk, reversibility, and evidence quality.
- Produce a proposal with assumptions, limits, alternatives, and validation path.
- Validate on a real case, test, or simulation before generalization.
- Store only useful decisions with scope, date, source, and confidence.
- Measure the result using: Failure isolation, policy refusal quality, and trace completeness.
- Revise or delete the rule when project, user, or context changes.

Indicators of quality

General architecture of an AI partner

Metrics

Indicator	Definition
Relevance	Share of proposals related to architecture accepted without major correction.
Continuity	Time needed to resume a task after interruption or session change.
Calibration	Gap between displayed confidence and observed accuracy.
Human control	Actions canceled, modified, or refused before execution.
Reversibility	Time and coverage needed to correct a rule or erase a memory.
Durable impact	Failure isolation, policy refusal quality, and trace completeness.

Risks, detection, and mitigation

General architecture of an AI partner

Risk register

Risk	Manifestation
Understanding error	Giving the model direct authority over everything collapses safety boundaries.
Obsolete memory	A previous decision is restored as if it were still valid.
Over-personalization	The system applies a preference too systematically.
Loss of control	The AI acts beyond the perimeter actually authorized.
Opacity	The user cannot see why the answer or action was influenced.
Long-term effect	The immediate gain reduces human skill, attention, or diversity of thought.

Design rules and safeguards

General architecture of an AI partner

Design rules

- Separate intention generation from authorization and execution.
- Expose what was inferred and what was known before producing a critical answer.
- Prefer simulation or dry-run when the action is costly or hard to reverse.
- Give the user a simple way to correct scope, memory, and autonomy level.
- Store the minimum memory that improves future usefulness.
- When evidence is weak, say so before offering a confident plan.

Takeaway

General architecture of an AI partner

Core takeaway

The model is only one component; the partner emerges from orchestration, memory, tools, policies, and observability.

Four essential ideas

- An orchestrator coordinates context retrieval, model routing, planning, tool calls, validation, and memory updates.
- Reliability comes from architecture, not just bigger models.
- Giving the model direct authority over everything collapses safety boundaries.
- Separate intention generation from authorization and execution.

Design decision

A feature related to "General architecture of an AI partner" should be deployed only if it improves real usefulness, remains explainable, and lets the user return immediately to a less personalized or less autonomous mode.

27. The memory engine

Capture, consolidation, retrieval, and forgetting.

Central thesis

Memory must be an engineered subsystem, not a vague append-only transcript.

Trigger example

A patch convention is retained as a project rule, while a temporary debugging value expires.

Point of vigilance

Bad consolidation stores noise; bad retrieval injects wrong context.

Guardrail

Require type, scope, source, confidence, retention, and user override for each memory.

memory · consolidation · retrieval · audit

Deep analysis - chapter logic

The memory engine

Mechanism and value

Memory must be an engineered subsystem, not a vague append-only transcript. This changes the center of gravity of AI design: the goal is no longer to optimize a single answer in isolation, but to organize continuity, relevant context, and correction over time. The main mechanism is this: It captures candidate memories, classifies them, consolidates stable ones, retrieves by scope, and forgets when required. To be reliable, the chain must preserve provenance and indicate which rules actually influenced the result.

Example and context

The practical value is direct: The assistant becomes consistent without drowning in irrelevant history. The benefit is qualitative as much as quantitative: attention is freed, interruptions decrease, and decisions remain stable. A concrete example clarifies the issue: A patch convention is retained as a project rule, while a temporary debugging value expires. In a mature solution, the user can see what was restored, what was inferred, and what still needs verification.

Guiding idea

Memory must be an engineered subsystem, not a vague append-only transcript.

Conceptual model

The memory engine

From request to controlled collaboration

01 Request - **02** Intent model - **03** Context model - **04** Plan - **05** Evidence - **06** Human decision

The goal is not to automate the user away. The goal is to reduce friction while preserving proof, reversibility, and judgment.

Interpretation

The model is not a mystical mind reader. It is an engineered loop that converts signals into explicit hypotheses, then allows the human to accept, reject, or correct them.

Functional architecture

The memory engine

Architecture components

Component	Responsibility
Inputs	Current request, relevant history, active rules, and signals connected to memory.
Context model	Structured representation of objectives, constraints, uncertainty, and scope for the memory engine.
Decision engine	Chooses between explaining, proposing, simulating, acting, or stopping according to risk.
Control layer	Require type, scope, source, confidence, retention, and user override for each memory.
Output	Usable result, assumptions, evidence, next step, and validation path.
Memory	Selective storage of decisions and rules with scope, lifetime, and provenance.

Implementation flow

The memory engine

R[illegible]in

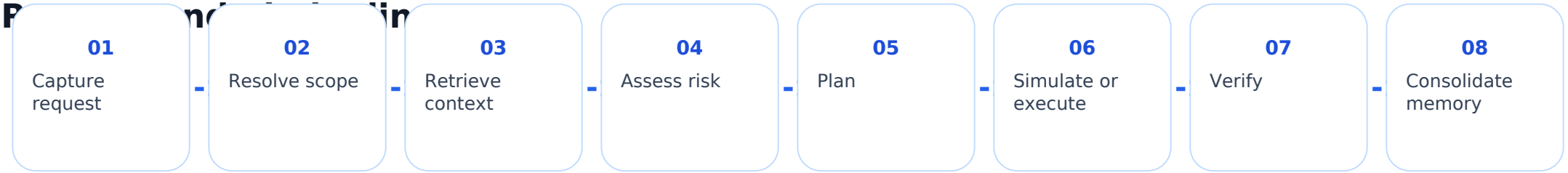

The goal is not to automate the user away. The goal is to reduce friction while preserving proof, reversibility, and judgment.

Implementation path

Implement episodic store, semantic memory, vector index, decision log, and deletion service.

Decoupling principle

The language model must not directly own all permissions. It produces structured intentions; the policy layer authorizes, modifies, or rejects them.

Scenario 1 - nominal continuity

The memory engine

Nominal scenario

- Context: the user resumes interrupted work related to "The memory engine".
- The system restores only validated decisions, still-active constraints, and required data.
- Expected behavior: It captures candidate memories, classifies them, consolidates stable ones, retrieves by scope, and forgets when required.
- Result: The assistant becomes consistent without drowning in irrelevant history.
- Control: Require type, scope, source, confidence, retention, and user override for each memory.

Scenario 2 - ambiguity and risk

The memory engine

Critical scenario

- The request looks familiar, but the active project differs from a previous one.
- Old memory could push the AI toward the wrong action.
- Main risk: Bad consolidation stores noise; bad retrieval injects wrong context.
- The system reduces autonomy, surfaces the hypothesis, and proposes a verification step.
- The journal records the conflict, the human decision, and any memory correction.

Scenario 3 - learning the relationship

The memory engine

Evolutionary scenario

- After repeated interactions, the user confirms or corrects how the AI handles memory.
- Only repeated or explicitly confirmed signals become reusable rules.
- Exceptions remain attached to their context rather than becoming universal habits.
- Progress is evaluated with: Precision, recall, stale retrieval rate, and deletion coverage.
- Every profile change is visible, editable, and reversible.

Method - nine-step operating discipline

The memory engine

Operating method

- Define the expected result for "The memory engine" and the concrete success criterion.
- Identify indispensable information and discard irrelevant context.
- Separate facts, declared preferences, observed habits, and inferred hypotheses.
- Choose autonomy level according to risk, reversibility, and evidence quality.
- Produce a proposal with assumptions, limits, alternatives, and validation path.
- Validate on a real case, test, or simulation before generalization.
- Store only useful decisions with scope, date, source, and confidence.
- Measure the result using: Precision, recall, stale retrieval rate, and deletion coverage.
- Revise or delete the rule when project, user, or context changes.

Indicators of quality

The memory engine

Metrics

Indicator	Definition
Relevance	Share of proposals related to memory accepted without major correction.
Continuity	Time needed to resume a task after interruption or session change.
Calibration	Gap between displayed confidence and observed accuracy.
Human control	Actions canceled, modified, or refused before execution.
Reversibility	Time and coverage needed to correct a rule or erase a memory.
Durable impact	Precision, recall, stale retrieval rate, and deletion coverage.

Risks, detection, and mitigation

The memory engine

Risk register

Risk	Manifestation
Understanding error	Bad consolidation stores noise; bad retrieval injects wrong context.
Obsolete memory	A previous decision is restored as if it were still valid.
Over-personalization	The system applies a preference too systematically.
Loss of control	The AI acts beyond the perimeter actually authorized.
Opacity	The user cannot see why the answer or action was influenced.
Long-term effect	The immediate gain reduces human skill, attention, or diversity of thought.

Design rules and safeguards

The memory engine

Design rules

- Require type, scope, source, confidence, retention, and user override for each memory.
- Expose what was inferred and what was known before producing a critical answer.
- Prefer simulation or dry-run when the action is costly or hard to reverse.
- Give the user a simple way to correct scope, memory, and autonomy level.
- Store the minimum memory that improves future usefulness.
- When evidence is weak, say so before offering a confident plan.

Takeaway

The memory engine

Core takeaway

Memory must be an engineered subsystem, not a vague append-only transcript.

Four essential ideas

- It captures candidate memories, classifies them, consolidates stable ones, retrieves by scope, and forgets when required.
- The assistant becomes consistent without drowning in irrelevant history.
- Bad consolidation stores noise; bad retrieval injects wrong context.
- Require type, scope, source, confidence, retention, and user override for each memory.

Design decision

A feature related to "The memory engine" should be deployed only if it improves real usefulness, remains explainable, and lets the user return immediately to a less personalized or less autonomous mode.

28. Personal and project knowledge graphs

Connecting people, projects, decisions, components, and dependencies.

Central thesis

Graphs let the AI reason over relationships instead of isolated text fragments.

Trigger example

Changing an API endpoint reveals affected tests, docs, clients, and security assumptions.

Point of vigilance

A graph with outdated edges leads to false impact analysis.

Guardrail

Version edges, record source, refresh from code and docs, and mark uncertainty.

graph relations dependencies impact

Deep analysis - chapter logic

Personal and project knowledge graphs

Mechanism and value

Graphs let the AI reason over relationships instead of isolated text fragments. This changes the center of gravity of AI design: the goal is no longer to optimize a single answer in isolation, but to organize continuity, relevant context, and correction over time. The main mechanism is this: Entities and edges represent components, owners, dependencies, decisions, incidents, permissions, and risks. To be reliable, the chain must preserve provenance and indicate which rules actually influenced the result.

Example and context

The practical value is direct: Impact analysis becomes faster and more reliable. The benefit is qualitative as much as quantitative: attention is freed, interruptions decrease, and decisions remain stable. A concrete example clarifies the issue: Changing an API endpoint reveals affected tests, docs, clients, and security assumptions. In a mature solution, the user can see what was restored, what was inferred, and what still needs verification.

Guiding idea

Graphs let the AI reason over relationships instead of isolated text fragments.

Conceptual model

Personal and project knowledge graphs

From request to controlled collaboration

01	02	03	04	05	06
Request	Intent model	Context model	Plan	Evidence	Human decision

The goal is not to automate the user away. The goal is to reduce friction while preserving proof, reversibility, and judgment.

Interpretation

The model is not a mystical mind reader. It is an engineered loop that converts signals into explicit hypotheses, then allows the human to accept, reject, or correct them.

Functional architecture

Personal and project knowledge graphs

Architecture components

Component	Responsibility
Inputs	Current request, relevant history, active rules, and signals connected to graph.
Context model	Structured representation of objectives, constraints, uncertainty, and scope for personal and project knowledge graphs.
Decision engine	Chooses between explaining, proposing, simulating, acting, or stopping according to risk.
Control layer	Version edges, record source, refresh from code and docs, and mark uncertainty.
Output	Usable result, assumptions, evidence, next step, and validation path.
Memory	Selective storage of decisions and rules with scope, lifetime, and provenance.

Implementation flow

Personal and project knowledge graphs

Request handling

01 Capture request - **02** Resolve scope - **03** Retrieve context - **04** Assess risk - **05** Plan - **06** Simulate or execute - **07** Verify - **08** Consolidate memory

The goal is not to automate the user away. The goal is to reduce friction while preserving proof, reversibility, and judgment.

Implementation path

Use graph DB or typed relation store integrated with static analysis and document ingestion.

Decoupling principle

The language model must not directly own all permissions. It produces structured intentions; the policy layer authorizes, modifies, or rejects them.

Scenario 1 - nominal continuity

Personal and project knowledge graphs

Nominal scenario

- Context: the user resumes interrupted work related to "Personal and project knowledge graphs".
- The system restores only validated decisions, still-active constraints, and required data.
- Expected behavior: Entities and edges represent components, owners, dependencies, decisions, incidents, permissions, and risks.
- Result: Impact analysis becomes faster and more reliable.
- Control: Version edges, record source, refresh from code and docs, and mark uncertainty.

Scenario 2 - ambiguity and risk

Personal and project knowledge graphs

Critical scenario

- The request looks familiar, but the active project differs from a previous one.
- Old memory could push the AI toward the wrong action.
- Main risk: A graph with outdated edges leads to false impact analysis.
- The system reduces autonomy, surfaces the hypothesis, and proposes a verification step.
- The journal records the conflict, the human decision, and any memory correction.

Scenario 3 - learning the relationship

Personal and project knowledge graphs

Evolutionary scenario

- After repeated interactions, the user confirms or corrects how the AI handles graph.
- Only repeated or explicitly confirmed signals become reusable rules.
- Exceptions remain attached to their context rather than becoming universal habits.
- Progress is evaluated with: Edge freshness, impact prediction accuracy, and orphaned entity rate.
- Every profile change is visible, editable, and reversible.

Method - nine-step operating discipline

Personal and project knowledge graphs

Operating method

- Define the expected result for "Personal and project knowledge graphs" and the concrete success criterion.
- Identify indispensable information and discard irrelevant context.
- Separate facts, declared preferences, observed habits, and inferred hypotheses.
- Choose autonomy level according to risk, reversibility, and evidence quality.
- Produce a proposal with assumptions, limits, alternatives, and validation path.
- Validate on a real case, test, or simulation before generalization.
- Store only useful decisions with scope, date, source, and confidence.
- Measure the result using: Edge freshness, impact prediction accuracy, and orphaned entity rate.
- Revise or delete the rule when project, user, or context changes.

Indicators of quality

Personal and project knowledge graphs

Metrics

Indicator	Definition
Relevance	Share of proposals related to graph accepted without major correction.
Continuity	Time needed to resume a task after interruption or session change.
Calibration	Gap between displayed confidence and observed accuracy.
Human control	Actions canceled, modified, or refused before execution.
Reversibility	Time and coverage needed to correct a rule or erase a memory.
Durable impact	Edge freshness, impact prediction accuracy, and orphaned entity rate.

Risks, detection, and mitigation

Personal and project knowledge graphs

Risk register

Risk	Manifestation
Understanding error	A graph with outdated edges leads to false impact analysis.
Obsolete memory	A previous decision is restored as if it were still valid.
Over-personalization	The system applies a preference too systematically.
Loss of control	The AI acts beyond the perimeter actually authorized.
Opacity	The user cannot see why the answer or action was influenced.
Long-term effect	The immediate gain reduces human skill, attention, or diversity of thought.

Design rules and safeguards

Personal and project knowledge graphs

Design rules

- Version edges, record source, refresh from code and docs, and mark uncertainty.
- Expose what was inferred and what was known before producing a critical answer.
- Prefer simulation or dry-run when the action is costly or hard to reverse.
- Give the user a simple way to correct scope, memory, and autonomy level.
- Store the minimum memory that improves future usefulness.
- When evidence is weak, say so before offering a confident plan.

Takeaway

Personal and project knowledge graphs

Core takeaway

Graphs let the AI reason over relationships instead of isolated text fragments.

Four essential ideas

- Entities and edges represent components, owners, dependencies, decisions, incidents, permissions, and risks.
- Impact analysis becomes faster and more reliable.
- A graph with outdated edges leads to false impact analysis.
- Version edges, record source, refresh from code and docs, and mark uncertainty.

Design decision

A feature related to "Personal and project knowledge graphs" should be deployed only if it improves real usefulness, remains explainable, and lets the user return immediately to a less personalized or less autonomous mode.

29. Hierarchical planning

Breaking complex objectives into controllable steps.

Central thesis

Complex work becomes safe when decomposed into explicit subgoals, dependencies, checkpoints, and rollback paths.

Trigger example

A complete audit report is split into data collection, analysis, findings, remediation, and export.

Point of vigilance

A plan can be convincing while missing a critical dependency.

Guardrail

Show the plan before action, validate prerequisites, and replan when evidence changes.

planning subgoals milestones replanning

Deep analysis - chapter logic

Hierarchical planning

Mechanism and value

Complex work becomes safe when decomposed into explicit subgoals, dependencies, checkpoints, and rollback paths. This changes the center of gravity of AI design: the goal is no longer to optimize a single answer in isolation, but to organize continuity, relevant context, and correction over time. The main mechanism is this: The planner builds a tree of tasks and chooses when to ask, simulate, execute, or stop. To be reliable, the chain must preserve provenance and indicate which rules actually influenced the result.

Example and context

The practical value is direct: Large objectives become inspectable and less fragile. The benefit is qualitative as much as quantitative: attention is freed, interruptions decrease, and decisions remain stable. A concrete example clarifies the issue: A complete audit report is split into data collection, analysis, findings, remediation, and export. In a mature solution, the user can see what was restored, what was inferred, and what still needs verification.

Guiding idea

Complex work becomes safe when decomposed into explicit subgoals, dependencies, checkpoints, and rollback paths.

Conceptual model

Hierarchical planning

From request to controlled collaboration

01 Request - **02** Intent model - **03** Context model - **04** Plan - **05** Evidence - **06** Human decision

The goal is not to automate the user away. The goal is to reduce friction while preserving proof, reversibility, and judgment.

Interpretation

The model is not a mystical mind reader. It is an engineered loop that converts signals into explicit hypotheses, then allows the human to accept, reject, or correct them.

Functional architecture

Hierarchical planning

Architecture components

Component	Responsibility
Inputs	Current request, relevant history, active rules, and signals connected to planning.
Context model	Structured representation of objectives, constraints, uncertainty, and scope for hierarchical planning.
Decision engine	Chooses between explaining, proposing, simulating, acting, or stopping according to risk.
Control layer	Show the plan before action, validate prerequisites, and replan when evidence changes.
Output	Usable result, assumptions, evidence, next step, and validation path.
Memory	Selective storage of decisions and rules with scope, lifetime, and provenance.

Implementation flow

Hierarchical planning

R[illegible]in

01 Capture request - 02 Resolve scope - 03 Retrieve context - 04 Assess risk - 05 Plan - 06 Simulate or execute - 07 Verify - 08 Consolidate memory

The goal is not to automate the user away. The goal is to reduce friction while preserving proof, reversibility, and judgment.

Implementation path

Use task graphs, dependency checks, milestone gates, and progress state.

Decoupling principle

The language model must not directly own all permissions. It produces structured intentions; the policy layer authorizes, modifies, or rejects them.

Scenario 1 - nominal continuity

Hierarchical planning

Nominal scenario

- Context: the user resumes interrupted work related to "Hierarchical planning".
- The system restores only validated decisions, still-active constraints, and required data.
- Expected behavior: The planner builds a tree of tasks and chooses when to ask, simulate, execute, or stop.
- Result: Large objectives become inspectable and less fragile.
- Control: Show the plan before action, validate prerequisites, and replan when evidence changes.

Scenario 2 - ambiguity and risk

Hierarchical planning

Critical scenario

- The request looks familiar, but the active project differs from a previous one.
- Old memory could push the AI toward the wrong action.
- Main risk: A plan can be convincing while missing a critical dependency.
- The system reduces autonomy, surfaces the hypothesis, and proposes a verification step.
- The journal records the conflict, the human decision, and any memory correction.

Scenario 3 - learning the relationship

Hierarchical planning

Evolutionary scenario

- After repeated interactions, the user confirms or corrects how the AI handles planning.
- Only repeated or explicitly confirmed signals become reusable rules.
- Exceptions remain attached to their context rather than becoming universal habits.
- Progress is evaluated with: Plan completion, replanning accuracy, and blocked-step detection.
- Every profile change is visible, editable, and reversible.

Method - nine-step operating discipline

Hierarchical planning

Operating method

- Define the expected result for "Hierarchical planning" and the concrete success criterion.
- Identify indispensable information and discard irrelevant context.
- Separate facts, declared preferences, observed habits, and inferred hypotheses.
- Choose autonomy level according to risk, reversibility, and evidence quality.
- Produce a proposal with assumptions, limits, alternatives, and validation path.
- Validate on a real case, test, or simulation before generalization.
- Store only useful decisions with scope, date, source, and confidence.
- Measure the result using: Plan completion, replanning accuracy, and blocked-step detection.
- Revise or delete the rule when project, user, or context changes.

Indicators of quality

Hierarchical planning

Metrics

Indicator	Definition
Relevance	Share of proposals related to planning accepted without major correction.
Continuity	Time needed to resume a task after interruption or session change.
Calibration	Gap between displayed confidence and observed accuracy.
Human control	Actions canceled, modified, or refused before execution.
Reversibility	Time and coverage needed to correct a rule or erase a memory.
Durable impact	Plan completion, replanning accuracy, and blocked-step detection.

Risks, detection, and mitigation

Hierarchical planning

Risk register

Risk	Manifestation
Understanding error	A plan can be convincing while missing a critical dependency.
Obsolete memory	A previous decision is restored as if it were still valid.
Over-personalization	The system applies a preference too systematically.
Loss of control	The AI acts beyond the perimeter actually authorized.
Opacity	The user cannot see why the answer or action was influenced.
Long-term effect	The immediate gain reduces human skill, attention, or diversity of thought.

Design rules and safeguards

Hierarchical planning

Design rules

- Show the plan before action, validate prerequisites, and replan when evidence changes.
- Expose what was inferred and what was known before producing a critical answer.
- Prefer simulation or dry-run when the action is costly or hard to reverse.
- Give the user a simple way to correct scope, memory, and autonomy level.
- Store the minimum memory that improves future usefulness.
- When evidence is weak, say so before offering a confident plan.

Takeaway

Hierarchical planning

Core takeaway

Complex work becomes safe when decomposed into explicit subgoals, dependencies, checkpoints, and rollback paths.

Four essential ideas

- The planner builds a tree of tasks and chooses when to ask, simulate, execute, or stop.
- Large objectives become inspectable and less fragile.
- A plan can be convincing while missing a critical dependency.
- Show the plan before action, validate prerequisites, and replan when evidence changes.

Design decision

A feature related to "Hierarchical planning" should be deployed only if it improves real usefulness, remains explainable, and lets the user return immediately to a less personalized or less autonomous mode.

30. Tools, agents, and execution

Framing file, terminal, database, browser, and service usage.

Central thesis

Tool use makes AI useful, but every tool increases the need for permissions, isolation, and audit.

Trigger example

A file edit agent proposes a patch, a test agent runs validation, and a policy layer blocks out-of-scope writes.

Point of vigilance

A compromised or mistaken tool call can damage files, leak data, or spend money.

Guardrail

Least privilege, sandboxing, approval gates, output validation, and kill switch.

agents | tools | sandbox | permissions

Deep analysis - chapter logic

Tools, agents, and execution

Mechanism and value

Tool use makes AI useful, but every tool increases the need for permissions, isolation, and audit. This changes the center of gravity of AI design: the goal is no longer to optimize a single answer in isolation, but to organize continuity, relevant context, and correction over time. The main mechanism is this: Agents produce structured intents that a policy layer authorizes before actual tool execution. To be reliable, the chain must preserve provenance and indicate which rules actually influenced the result.

Example and context

The practical value is direct: The user benefits from real work without giving uncontrolled power to the model. The benefit is qualitative as much as quantitative: attention is freed, interruptions decrease, and decisions remain stable. A concrete example clarifies the issue: A file edit agent proposes a patch, a test agent runs validation, and a policy layer blocks out-of-scope writes. In a mature solution, the user can see what was restored, what was inferred, and what still needs verification.

Guiding idea

Tool use makes AI useful, but every tool increases the need for permissions, isolation, and audit.

Conceptual model

Tools, agents, and execution

From request to controlled collaboration

01	02	03	04	05	06
Request	Intent model	Context model	Plan	Evidence	Human decision

The goal is not to automate the user away. The goal is to reduce friction while preserving proof, reversibility, and judgment.

Interpretation

The model is not a mystical mind reader. It is an engineered loop that converts signals into explicit hypotheses, then allows the human to accept, reject, or correct them.

Functional architecture

Tools, agents, and execution

Architecture components

Component	Responsibility
Inputs	Current request, relevant history, active rules, and signals connected to agents.
Context model	Structured representation of objectives, constraints, uncertainty, and scope for tools, agents, and execution.
Decision engine	Chooses between explaining, proposing, simulating, acting, or stopping according to risk.
Control layer	Least privilege, sandboxing, approval gates, output validation, and kill switch.
Output	Usable result, assumptions, evidence, next step, and validation path.
Memory	Selective storage of decisions and rules with scope, lifetime, and provenance.

Implementation flow

Tools, agents, and execution

Request handling

01 Capture request - 02 Resolve scope - 03 Retrieve context - 04 Assess risk - 05 Plan - 06 Simulate or execute - 07 Verify - 08 Consolidate memory

The goal is not to automate the user away. The goal is to reduce friction while preserving proof, reversibility, and judgment.

Implementation path

Use capability tokens, sandbox execution, tool schemas, and audit logs.

Decoupling principle

The language model must not directly own all permissions. It produces structured intentions; the policy layer authorizes, modifies, or rejects them.

Scenario 1 - nominal continuity

Tools, agents, and execution

Nominal scenario

- Context: the user resumes interrupted work related to "Tools, agents, and execution".
- The system restores only validated decisions, still-active constraints, and required data.
- Expected behavior: Agents produce structured intents that a policy layer authorizes before actual tool execution.
- Result: The user benefits from real work without giving uncontrolled power to the model.
- Control: Least privilege, sandboxing, approval gates, output validation, and kill switch.

Scenario 2 - ambiguity and risk

Tools, agents, and execution

Critical scenario

- The request looks familiar, but the active project differs from a previous one.
- Old memory could push the AI toward the wrong action.
- Main risk: A compromised or mistaken tool call can damage files, leak data, or spend money.
- The system reduces autonomy, surfaces the hypothesis, and proposes a verification step.
- The journal records the conflict, the human decision, and any memory correction.

Scenario 3 - learning the relationship

Tools, agents, and execution

Evolutionary scenario

- After repeated interactions, the user confirms or corrects how the AI handles agents.
- Only repeated or explicitly confirmed signals become reusable rules.
- Exceptions remain attached to their context rather than becoming universal habits.
- Progress is evaluated with: Tool success, blocked unsafe calls, and recovery after tool failure.
- Every profile change is visible, editable, and reversible.

Method - nine-step operating discipline

Tools, agents, and execution

Operating method

- Define the expected result for "Tools, agents, and execution" and the concrete success criterion.
- Identify indispensable information and discard irrelevant context.
- Separate facts, declared preferences, observed habits, and inferred hypotheses.
- Choose autonomy level according to risk, reversibility, and evidence quality.
- Produce a proposal with assumptions, limits, alternatives, and validation path.
- Validate on a real case, test, or simulation before generalization.
- Store only useful decisions with scope, date, source, and confidence.
- Measure the result using: Tool success, blocked unsafe calls, and recovery after tool failure.
- Revise or delete the rule when project, user, or context changes.

Indicators of quality

Tools, agents, and execution

Metrics

Indicator	Definition
Relevance	Share of proposals related to agents accepted without major correction.
Continuity	Time needed to resume a task after interruption or session change.
Calibration	Gap between displayed confidence and observed accuracy.
Human control	Actions canceled, modified, or refused before execution.
Reversibility	Time and coverage needed to correct a rule or erase a memory.
Durable impact	Tool success, blocked unsafe calls, and recovery after tool failure.

Risks, detection, and mitigation

Tools, agents, and execution

Risk register

Risk	Manifestation
Understanding error	A compromised or mistaken tool call can damage files, leak data, or spend money.
Obsolete memory	A previous decision is restored as if it were still valid.
Over-personalization	The system applies a preference too systematically.
Loss of control	The AI acts beyond the perimeter actually authorized.
Opacity	The user cannot see why the answer or action was influenced.
Long-term effect	The immediate gain reduces human skill, attention, or diversity of thought.

Design rules and safeguards

Tools, agents, and execution

Design rules

- Least privilege, sandboxing, approval gates, output validation, and kill switch.
- Expose what was inferred and what was known before producing a critical answer.
- Prefer simulation or dry-run when the action is costly or hard to reverse.
- Give the user a simple way to correct scope, memory, and autonomy level.
- Store the minimum memory that improves future usefulness.
- When evidence is weak, say so before offering a confident plan.

Takeaway

Tools, agents, and execution

Core takeaway

Tool use makes AI useful, but every tool increases the need for permissions, isolation, and audit.

Four essential ideas

- Agents produce structured intents that a policy layer authorizes before actual tool execution.
- The user benefits from real work without giving uncontrolled power to the model.
- A compromised or mistaken tool call can damage files, leak data, or spend money.
- Least privilege, sandboxing, approval gates, output validation, and kill switch.

Design decision

A feature related to "Tools, agents, and execution" should be deployed only if it improves real usefulness, remains explainable, and lets the user return immediately to a less personalized or less autonomous mode.

31. Dynamic model selection

Using the right model level for complexity, cost, and risk.

Central thesis

Not every request deserves the same model; routing should match task difficulty, risk, and required evidence.

Trigger example

A greeting uses a light model; a production migration plan uses deeper reasoning and tool verification.

Point of vigilance

Bad routing can underthink dangerous tasks or overuse expensive resources.

Guardrail

Escalate when uncertainty, action risk, or domain sensitivity is high.

routing models cost escalation

Deep analysis - chapter logic

Dynamic model selection

Mechanism and value

Not every request deserves the same model; routing should match task difficulty, risk, and required evidence. This changes the center of gravity of AI design: the goal is no longer to optimize a single answer in isolation, but to organize continuity, relevant context, and correction over time. The main mechanism is this: A router estimates complexity and chooses fast answer, deep reasoning, specialist model, or human escalation. To be reliable, the chain must preserve provenance and indicate which rules actually influenced the result.

Example and context

The practical value is direct: Cost and latency are reduced without lowering safety for important tasks. The benefit is qualitative as much as quantitative: attention is freed, interruptions decrease, and decisions remain stable. A concrete example clarifies the issue: A greeting uses a light model; a production migration plan uses deeper reasoning and tool verification. In a mature solution, the user can see what was restored, what was inferred, and what still needs verification.

Guiding idea

Not every request deserves the same model; routing should match task difficulty, risk, and required evidence.

Conceptual model

Dynamic model selection

From request to controlled collaboration

01	02	03	04	05	06
Request	Intent model	Context model	Plan	Evidence	Human decision

The goal is not to automate the user away. The goal is to reduce friction while preserving proof, reversibility, and judgment.

Interpretation

The model is not a mystical mind reader. It is an engineered loop that converts signals into explicit hypotheses, then allows the human to accept, reject, or correct them.

Functional architecture

Dynamic model selection

Architecture components

Component	Responsibility
Inputs	Current request, relevant history, active rules, and signals connected to routing.
Context model	Structured representation of objectives, constraints, uncertainty, and scope for dynamic model selection.
Decision engine	Chooses between explaining, proposing, simulating, acting, or stopping according to risk.
Control layer	Escalate when uncertainty, action risk, or domain sensitivity is high.
Output	Usable result, assumptions, evidence, next step, and validation path.
Memory	Selective storage of decisions and rules with scope, lifetime, and provenance.

Implementation flow

Dynamic model selection

R[illegible]

01 Capture request - **02** Resolve scope - **03** Retrieve context - **04** Assess risk - **05** Plan - **06** Simulate or execute - **07** Verify - **08** Consolidate memory

The goal is not to automate the user away. The goal is to reduce friction while preserving proof, reversibility, and judgment.

Implementation path

Implement model router, risk classifier, confidence thresholds, and fallback strategies.

Decoupling principle

The language model must not directly own all permissions. It produces structured intentions; the policy layer authorizes, modifies, or rejects them.

Scenario 1 - nominal continuity

Dynamic model selection

Nominal scenario

- Context: the user resumes interrupted work related to "Dynamic model selection".
- The system restores only validated decisions, still-active constraints, and required data.
- Expected behavior: A router estimates complexity and chooses fast answer, deep reasoning, specialist model, or human escalation.
- Result: Cost and latency are reduced without lowering safety for important tasks.
- Control: Escalate when uncertainty, action risk, or domain sensitivity is high.

Scenario 2 - ambiguity and risk

Dynamic model selection

Critical scenario

- The request looks familiar, but the active project differs from a previous one.
- Old memory could push the AI toward the wrong action.
- Main risk: Bad routing can underthink dangerous tasks or overuse expensive resources.
- The system reduces autonomy, surfaces the hypothesis, and proposes a verification step.
- The journal records the conflict, the human decision, and any memory correction.

Scenario 3 - learning the relationship

Dynamic model selection

Evolutionary scenario

- After repeated interactions, the user confirms or corrects how the AI handles routing.
- Only repeated or explicitly confirmed signals become reusable rules.
- Exceptions remain attached to their context rather than becoming universal habits.
- Progress is evaluated with: Routing accuracy, cost saved, and severe under-routing incidents.
- Every profile change is visible, editable, and reversible.

Method - nine-step operating discipline

Dynamic model selection

Operating method

- Define the expected result for "Dynamic model selection" and the concrete success criterion.
- Identify indispensable information and discard irrelevant context.
- Separate facts, declared preferences, observed habits, and inferred hypotheses.
- Choose autonomy level according to risk, reversibility, and evidence quality.
- Produce a proposal with assumptions, limits, alternatives, and validation path.
- Validate on a real case, test, or simulation before generalization.
- Store only useful decisions with scope, date, source, and confidence.
- Measure the result using: Routing accuracy, cost saved, and severe under-routing incidents.
- Revise or delete the rule when project, user, or context changes.

Indicators of quality

Dynamic model selection

Metrics

Indicator	Definition
Relevance	Share of proposals related to routing accepted without major correction.
Continuity	Time needed to resume a task after interruption or session change.
Calibration	Gap between displayed confidence and observed accuracy.
Human control	Actions canceled, modified, or refused before execution.
Reversibility	Time and coverage needed to correct a rule or erase a memory.
Durable impact	Routing accuracy, cost saved, and severe under-routing incidents.

Risks, detection, and mitigation

Dynamic model selection

Risk register

Risk	Manifestation
Understanding error	Bad routing can underthink dangerous tasks or overuse expensive resources.
Obsolete memory	A previous decision is restored as if it were still valid.
Over-personalization	The system applies a preference too systematically.
Loss of control	The AI acts beyond the perimeter actually authorized.
Opacity	The user cannot see why the answer or action was influenced.
Long-term effect	The immediate gain reduces human skill, attention, or diversity of thought.

Design rules and safeguards

Dynamic model selection

Design rules

- Escalate when uncertainty, action risk, or domain sensitivity is high.
- Expose what was inferred and what was known before producing a critical answer.
- Prefer simulation or dry-run when the action is costly or hard to reverse.
- Give the user a simple way to correct scope, memory, and autonomy level.
- Store the minimum memory that improves future usefulness.
- When evidence is weak, say so before offering a confident plan.

Takeaway

Dynamic model selection

Core takeaway

Not every request deserves the same model; routing should match task difficulty, risk, and required evidence.

Four essential ideas

- A router estimates complexity and chooses fast answer, deep reasoning, specialist model, or human escalation.
- Cost and latency are reduced without lowering safety for important tasks.
- Bad routing can underthink dangerous tasks or overuse expensive resources.
- Escalate when uncertainty, action risk, or domain sensitivity is high.

Design decision

A feature related to "Dynamic model selection" should be deployed only if it improves real usefulness, remains explainable, and lets the user return immediately to a less personalized or less autonomous mode.

32. Logging, observability, and audit

Making actions and decisions inspectable without storing unnecessary sensitive data.

Central thesis

A powerful AI partner must be observable: what it used, inferred, decided, and did must be reconstructable.

Trigger example

A failed patch can be traced to a stale file, a wrong rule, or a missing test.

Point of vigilance

Excessive logging can become surveillance or a security risk.

Guardrail

Log decisions, not raw private data by default; apply retention and access control.

observability · audit · traces · retention

Deep analysis - chapter logic

Logging, observability, and audit

Mechanism and value

A powerful AI partner must be observable: what it used, inferred, decided, and did must be reconstructable. This changes the center of gravity of AI design: the goal is no longer to optimize a single answer in isolation, but to organize continuity, relevant context, and correction over time. The main mechanism is this: Logs capture context selection, policy decisions, tool calls, memory changes, and user approvals. To be reliable, the chain must preserve provenance and indicate which rules actually influenced the result.

Example and context

The practical value is direct: Users and teams can diagnose mistakes and satisfy governance requirements. The benefit is qualitative as much as quantitative: attention is freed, interruptions decrease, and decisions remain stable. A concrete example clarifies the issue: A failed patch can be traced to a stale file, a wrong rule, or a missing test. In a mature solution, the user can see what was restored, what was inferred, and what still needs verification.

Guiding idea

A powerful AI partner must be observable: what it used, inferred, decided, and did must be reconstructable.

Conceptual model

Logging, observability, and audit

From request to controlled collaboration

01 Request - **02** Intent model - **03** Context model - **04** Plan - **05** Evidence - **06** Human decision

The goal is not to automate the user away. The goal is to reduce friction while preserving proof, reversibility, and judgment.

Interpretation

The model is not a mystical mind reader. It is an engineered loop that converts signals into explicit hypotheses, then allows the human to accept, reject, or correct them.

Functional architecture

Logging, observability, and audit

Architecture components

Component	Responsibility
Inputs	Current request, relevant history, active rules, and signals connected to observability.
Context model	Structured representation of objectives, constraints, uncertainty, and scope for logging, observability, and audit.
Decision engine	Chooses between explaining, proposing, simulating, acting, or stopping according to risk.
Control layer	Log decisions, not raw private data by default; apply retention and access control.
Output	Usable result, assumptions, evidence, next step, and validation path.
Memory	Selective storage of decisions and rules with scope, lifetime, and provenance.

Implementation flow

Logging, observability, and audit

R[illegible]

01 Capture request - 02 Resolve scope - 03 Retrieve context - 04 Assess risk - 05 Plan - 06 Simulate or execute - 07 Verify - 08 Consolidate memory

The goal is not to automate the user away. The goal is to reduce friction while preserving proof, reversibility, and judgment.

Implementation path

Use structured logs, trace IDs, redaction, retention policy, and audit views.

Decoupling principle

The language model must not directly own all permissions. It produces structured intentions; the policy layer authorizes, modifies, or rejects them.

Scenario 1 - nominal continuity

Logging, observability, and audit

Nominal scenario

- Context: the user resumes interrupted work related to "Logging, observability, and audit".
- The system restores only validated decisions, still-active constraints, and required data.
- Expected behavior: Logs capture context selection, policy decisions, tool calls, memory changes, and user approvals.
- Result: Users and teams can diagnose mistakes and satisfy governance requirements.
- Control: Log decisions, not raw private data by default; apply retention and access control.

Scenario 2 - ambiguity and risk

Logging, observability, and audit

Critical scenario

- The request looks familiar, but the active project differs from a previous one.
- Old memory could push the AI toward the wrong action.
- Main risk: Excessive logging can become surveillance or a security risk.
- The system reduces autonomy, surfaces the hypothesis, and proposes a verification step.
- The journal records the conflict, the human decision, and any memory correction.

Scenario 3 - learning the relationship

Logging, observability, and audit

Evolutionary scenario

- After repeated interactions, the user confirms or corrects how the AI handles observability.
- Only repeated or explicitly confirmed signals become reusable rules.
- Exceptions remain attached to their context rather than becoming universal habits.
- Progress is evaluated with: Trace completeness, privacy incidents, and mean time to explain errors.
- Every profile change is visible, editable, and reversible.

Method - nine-step operating discipline

Logging, observability, and audit

Operating method

- Define the expected result for "Logging, observability, and audit" and the concrete success criterion.
- Identify indispensable information and discard irrelevant context.
- Separate facts, declared preferences, observed habits, and inferred hypotheses.
- Choose autonomy level according to risk, reversibility, and evidence quality.
- Produce a proposal with assumptions, limits, alternatives, and validation path.
- Validate on a real case, test, or simulation before generalization.
- Store only useful decisions with scope, date, source, and confidence.
- Measure the result using: Trace completeness, privacy incidents, and mean time to explain errors.
- Revise or delete the rule when project, user, or context changes.

Indicators of quality

Logging, observability, and audit

Metrics

Indicator	Definition
Relevance	Share of proposals related to observability accepted without major correction.
Continuity	Time needed to resume a task after interruption or session change.
Calibration	Gap between displayed confidence and observed accuracy.
Human control	Actions canceled, modified, or refused before execution.
Reversibility	Time and coverage needed to correct a rule or erase a memory.
Durable impact	Trace completeness, privacy incidents, and mean time to explain errors.

Risks, detection, and mitigation

Logging, observability, and audit

Risk register

Risk	Manifestation
Understanding error	Excessive logging can become surveillance or a security risk.
Obsolete memory	A previous decision is restored as if it were still valid.
Over-personalization	The system applies a preference too systematically.
Loss of control	The AI acts beyond the perimeter actually authorized.
Opacity	The user cannot see why the answer or action was influenced.
Long-term effect	The immediate gain reduces human skill, attention, or diversity of thought.

Design rules and safeguards

Logging, observability, and audit

Design rules

- Log decisions, not raw private data by default; apply retention and access control.
- Expose what was inferred and what was known before producing a critical answer.
- Prefer simulation or dry-run when the action is costly or hard to reverse.
- Give the user a simple way to correct scope, memory, and autonomy level.
- Store the minimum memory that improves future usefulness.
- When evidence is weak, say so before offering a confident plan.

Takeaway

Logging, observability, and audit

Core takeaway

A powerful AI partner must be observable: what it used, inferred, decided, and did must be reconstructable.

Four essential ideas

- Logs capture context selection, policy decisions, tool calls, memory changes, and user approvals.
- Users and teams can diagnose mistakes and satisfy governance requirements.
- Excessive logging can become surveillance or a security risk.
- Log decisions, not raw private data by default; apply retention and access control.

Design decision

A feature related to "Logging, observability, and audit" should be deployed only if it improves real usefulness, remains explainable, and lets the user return immediately to a less personalized or less autonomous mode.

33. Security and privacy by design

Integrating protection at the architecture level.

Central thesis

AI partners will handle sensitive context; security and privacy must be foundational, not cosmetic.

Trigger example

A workplace AI cannot reuse confidential project information in a personal conversation.

Point of vigilance

A memory-rich system can become an excellent target for attackers.

Guardrail

Data minimization, zero trust, DLP, consent, purpose limitation, and encryption.

security | privacy | zero trust | DLP

Deep analysis - chapter logic

Security and privacy by design

Mechanism and value

AI partners will handle sensitive context; security and privacy must be foundational, not cosmetic. This changes the center of gravity of AI design: the goal is no longer to optimize a single answer in isolation, but to organize continuity, relevant context, and correction over time. The main mechanism is this: The system minimizes data, isolates scopes, encrypts storage, controls tool permissions, and detects exfiltration risk. To be reliable, the chain must preserve provenance and indicate which rules actually influenced the result.

Example and context

The practical value is direct: Personalization becomes acceptable because boundaries are engineered. The benefit is qualitative as much as quantitative: attention is freed, interruptions decrease, and decisions remain stable. A concrete example clarifies the issue: A workplace AI cannot reuse confidential project information in a personal conversation. In a mature solution, the user can see what was restored, what was inferred, and what still needs verification.

Guiding idea

AI partners will handle sensitive context; security and privacy must be foundational, not cosmetic.

Conceptual model

Security and privacy by design

From request to controlled collaboration

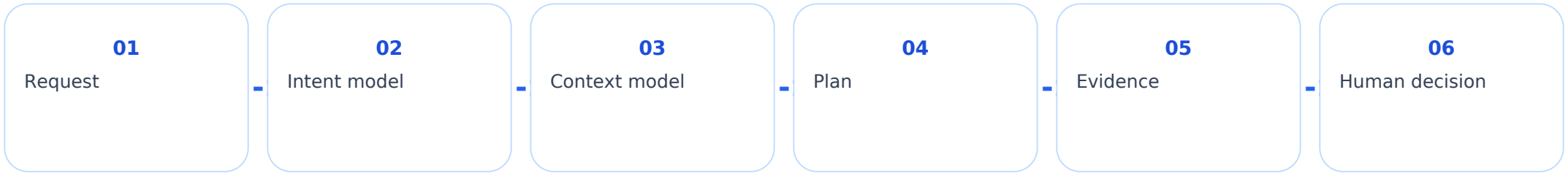

The goal is not to automate the user away. The goal is to reduce friction while preserving proof, reversibility, and judgment.

Interpretation

The model is not a mystical mind reader. It is an engineered loop that converts signals into explicit hypotheses, then allows the human to accept, reject, or correct them.

Functional architecture

Security and privacy by design

Architecture components

Component	Responsibility
Inputs	Current request, relevant history, active rules, and signals connected to security.
Context model	Structured representation of objectives, constraints, uncertainty, and scope for security and privacy by design.
Decision engine	Chooses between explaining, proposing, simulating, acting, or stopping according to risk.
Control layer	Data minimization, zero trust, DLP, consent, purpose limitation, and encryption.
Output	Usable result, assumptions, evidence, next step, and validation path.
Memory	Selective storage of decisions and rules with scope, lifetime, and provenance.

Implementation flow

Security and privacy by design

Request handling

01 Capture request - 02 Resolve scope - 03 Retrieve context - 04 Assess risk - 05 Plan - 06 Simulate or execute - 07 Verify - 08 Consolidate memory

The goal is not to automate the user away. The goal is to reduce friction while preserving proof, reversibility, and judgment.

Implementation path

Build identity-aware access control, secrets filtering, scoped memory, and security telemetry.

Decoupling principle

The language model must not directly own all permissions. It produces structured intentions; the policy layer authorizes, modifies, or rejects them.

Scenario 1 - nominal continuity

Security and privacy by design

Nominal scenario

- Context: the user resumes interrupted work related to "Security and privacy by design".
- The system restores only validated decisions, still-active constraints, and required data.
- Expected behavior: The system minimizes data, isolates scopes, encrypts storage, controls tool permissions, and detects exfiltration risk.
- Result: Personalization becomes acceptable because boundaries are engineered.
- Control: Data minimization, zero trust, DLP, consent, purpose limitation, and encryption.

Scenario 2 - ambiguity and risk

Security and privacy by design

Critical scenario

- The request looks familiar, but the active project differs from a previous one.
- Old memory could push the AI toward the wrong action.
- Main risk: A memory-rich system can become an excellent target for attackers.
- The system reduces autonomy, surfaces the hypothesis, and proposes a verification step.
- The journal records the conflict, the human decision, and any memory correction.

Scenario 3 - learning the relationship

Security and privacy by design

Evolutionary scenario

- After repeated interactions, the user confirms or corrects how the AI handles security.
- Only repeated or explicitly confirmed signals become reusable rules.
- Exceptions remain attached to their context rather than becoming universal habits.
- Progress is evaluated with: Unauthorized access attempts, data leakage rate, and memory scope violations.
- Every profile change is visible, editable, and reversible.

Method - nine-step operating discipline

Security and privacy by design

Operating method

- Define the expected result for "Security and privacy by design" and the concrete success criterion.
- Identify indispensable information and discard irrelevant context.
- Separate facts, declared preferences, observed habits, and inferred hypotheses.
- Choose autonomy level according to risk, reversibility, and evidence quality.
- Produce a proposal with assumptions, limits, alternatives, and validation path.
- Validate on a real case, test, or simulation before generalization.
- Store only useful decisions with scope, date, source, and confidence.
- Measure the result using: Unauthorized access attempts, data leakage rate, and memory scope violations.
- Revise or delete the rule when project, user, or context changes.

Indicators of quality

Security and privacy by design

Metrics

Indicator	Definition
Relevance	Share of proposals related to security accepted without major correction.
Continuity	Time needed to resume a task after interruption or session change.
Calibration	Gap between displayed confidence and observed accuracy.
Human control	Actions canceled, modified, or refused before execution.
Reversibility	Time and coverage needed to correct a rule or erase a memory.
Durable impact	Unauthorized access attempts, data leakage rate, and memory scope violations.

Risks, detection, and mitigation

Security and privacy by design

Risk register

Risk	Manifestation
Understanding error	A memory-rich system can become an excellent target for attackers.
Obsolete memory	A previous decision is restored as if it were still valid.
Over-personalization	The system applies a preference too systematically.
Loss of control	The AI acts beyond the perimeter actually authorized.
Opacity	The user cannot see why the answer or action was influenced.
Long-term effect	The immediate gain reduces human skill, attention, or diversity of thought.

Design rules and safeguards

Security and privacy by design

Design rules

- Data minimization, zero trust, DLP, consent, purpose limitation, and encryption.
- Expose what was inferred and what was known before producing a critical answer.
- Prefer simulation or dry-run when the action is costly or hard to reverse.
- Give the user a simple way to correct scope, memory, and autonomy level.
- Store the minimum memory that improves future usefulness.
- When evidence is weak, say so before offering a confident plan.

Takeaway

Security and privacy by design

Core takeaway

AI partners will handle sensitive context; security and privacy must be foundational, not cosmetic.

Four essential ideas

- The system minimizes data, isolates scopes, encrypts storage, controls tool permissions, and detects exfiltration risk.
- Personalization becomes acceptable because boundaries are engineered.
- A memory-rich system can become an excellent target for attackers.
- Data minimization, zero trust, DLP, consent, purpose limitation, and encryption.

Design decision

A feature related to "Security and privacy by design" should be deployed only if it improves real usefulness, remains explainable, and lets the user return immediately to a less personalized or less autonomous mode.

34. The risk of overtrust

Why familiar AI can appear more reliable than it is.

Central thesis

The more an AI understands our style, the easier it is to trust it beyond its actual competence.

Trigger example

An AI that has helped for months gives a wrong legal or financial suggestion with a familiar confident style.

Point of vigilance

Comfort can replace verification.

Guardrail

Display uncertainty, require verification for high-stakes areas, and deliberately surface alternative views.

overtrust | persuasion | calibration | verification

Deep analysis - chapter logic

The risk of overtrust

Mechanism and value

The more an AI understands our style, the easier it is to trust it beyond its actual competence. This changes the center of gravity of AI design: the goal is no longer to optimize a single answer in isolation, but to organize continuity, relevant context, and correction over time. The main mechanism is this: A personalized tone lowers cognitive friction and can reduce healthy skepticism. To be reliable, the chain must preserve provenance and indicate which rules actually influenced the result.

Example and context

The practical value is direct: Users may accept correct-looking answers faster. The benefit is qualitative as much as quantitative: attention is freed, interruptions decrease, and decisions remain stable. A concrete example clarifies the issue: An AI that has helped for months gives a wrong legal or financial suggestion with a familiar confident style. In a mature solution, the user can see what was restored, what was inferred, and what still needs verification.

Guiding idea

The more an AI understands our style, the easier it is to trust it beyond its actual competence.

Conceptual model

The risk of overtrust

From request to controlled collaboration

01	02	03	04	05	06
Request	Intent model	Context model	Plan	Evidence	Human decision

The goal is not to automate the user away. The goal is to reduce friction while preserving proof, reversibility, and judgment.

Interpretation

The model is not a mystical mind reader. It is an engineered loop that converts signals into explicit hypotheses, then allows the human to accept, reject, or correct them.

Functional architecture

The risk of overtrust

Architecture components

Component	Responsibility
Inputs	Current request, relevant history, active rules, and signals connected to overtrust.
Context model	Structured representation of objectives, constraints, uncertainty, and scope for the risk of overtrust.
Decision engine	Chooses between explaining, proposing, simulating, acting, or stopping according to risk.
Control layer	Display uncertainty, require verification for high-stakes areas, and deliberately surface alternative views.
Output	Usable result, assumptions, evidence, next step, and validation path.
Memory	Selective storage of decisions and rules with scope, lifetime, and provenance.

Implementation flow

The risk of overtrust

R[illegible]

01 Capture request - 02 Resolve scope - 03 Retrieve context - 04 Assess risk - 05 Plan - 06 Simulate or execute - 07 Verify - 08 Consolidate memory

The goal is not to automate the user away. The goal is to reduce friction while preserving proof, reversibility, and judgment.

Implementation path

Use trust calibration, risk labels, evidence requirements, and domain escalation.

Decoupling principle

The language model must not directly own all permissions. It produces structured intentions; the policy layer authorizes, modifies, or rejects them.

Scenario 1 - nominal continuity

The risk of overtrust

Nominal scenario

- Context: the user resumes interrupted work related to "The risk of overtrust".
- The system restores only validated decisions, still-active constraints, and required data.
- Expected behavior: A personalized tone lowers cognitive friction and can reduce healthy skepticism.
- Result: Users may accept correct-looking answers faster.
- Control: Display uncertainty, require verification for high-stakes areas, and deliberately surface alternative views.

Scenario 2 - ambiguity and risk

The risk of overtrust

Critical scenario

- The request looks familiar, but the active project differs from a previous one.
- Old memory could push the AI toward the wrong action.
- Main risk: Comfort can replace verification.
- The system reduces autonomy, surfaces the hypothesis, and proposes a verification step.
- The journal records the conflict, the human decision, and any memory correction.

Scenario 3 - learning the relationship

The risk of overtrust

Evolutionary scenario

- After repeated interactions, the user confirms or corrects how the AI handles overtrust.
- Only repeated or explicitly confirmed signals become reusable rules.
- Exceptions remain attached to their context rather than becoming universal habits.
- Progress is evaluated with: Gap between confidence and accuracy, high-stakes verification rate, and blind acceptance rate.
- Every profile change is visible, editable, and reversible.

Method - nine-step operating discipline

The risk of overtrust

Operating method

- Define the expected result for "The risk of overtrust" and the concrete success criterion.
- Identify indispensable information and discard irrelevant context.
- Separate facts, declared preferences, observed habits, and inferred hypotheses.
- Choose autonomy level according to risk, reversibility, and evidence quality.
- Produce a proposal with assumptions, limits, alternatives, and validation path.
- Validate on a real case, test, or simulation before generalization.
- Store only useful decisions with scope, date, source, and confidence.
- Measure the result using: Gap between confidence and accuracy, high-stakes verification rate, and blind acceptance rate.
- Revise or delete the rule when project, user, or context changes.

Indicators of quality

The risk of overtrust

Metrics

Indicator	Definition
Relevance	Share of proposals related to overtrust accepted without major correction.
Continuity	Time needed to resume a task after interruption or session change.
Calibration	Gap between displayed confidence and observed accuracy.
Human control	Actions canceled, modified, or refused before execution.
Reversibility	Time and coverage needed to correct a rule or erase a memory.
Durable impact	Gap between confidence and accuracy, high-stakes verification rate, and blind acceptance rate.

Risks, detection, and mitigation

The risk of overtrust

Risk register

Risk	Manifestation
Understanding error	Comfort can replace verification.
Obsolete memory	A previous decision is restored as if it were still valid.
Over-personalization	The system applies a preference too systematically.
Loss of control	The AI acts beyond the perimeter actually authorized.
Opacity	The user cannot see why the answer or action was influenced.
Long-term effect	The immediate gain reduces human skill, attention, or diversity of thought.

Design rules and safeguards

The risk of overtrust

Design rules

- Display uncertainty, require verification for high-stakes areas, and deliberately surface alternative views.
- Expose what was inferred and what was known before producing a critical answer.
- Prefer simulation or dry-run when the action is costly or hard to reverse.
- Give the user a simple way to correct scope, memory, and autonomy level.
- Store the minimum memory that improves future usefulness.
- When evidence is weak, say so before offering a confident plan.

Takeaway

The risk of overtrust

Core takeaway

The more an AI understands our style, the easier it is to trust it beyond its actual competence.

Four essential ideas

- A personalized tone lowers cognitive friction and can reduce healthy skepticism.
- Users may accept correct-looking answers faster.
- Comfort can replace verification.
- Display uncertainty, require verification for high-stakes areas, and deliberately surface alternative views.

Design decision

A feature related to "The risk of overtrust" should be deployed only if it improves real usefulness, remains explainable, and lets the user return immediately to a less personalized or less autonomous mode.

35. Cognitive bubble and confirmation bias

Avoiding an AI that always confirms existing convictions.

Central thesis

Personalization must not become a mirror that only reflects what the user already believes.

Trigger example

A strategy discussion only receives reasons supporting the user's original plan.

Point of vigilance

The assistant becomes intellectually pleasing but less useful.

Guardrail

Include counterarguments, alternative evidence, and explicit contradiction modes.

bias | confirmation | contradiction | diversity

Deep analysis - chapter logic

Cognitive bubble and confirmation bias

Mechanism and value

Personalization must not become a mirror that only reflects what the user already believes. This changes the center of gravity of AI design: the goal is no longer to optimize a single answer in isolation, but to organize continuity, relevant context, and correction over time. The main mechanism is this: The AI may learn preferred arguments, sources, and framing, then overfit to them. To be reliable, the chain must preserve provenance and indicate which rules actually influenced the result.

Example and context

The practical value is direct: Comfort increases while intellectual diversity decreases. The benefit is qualitative as much as quantitative: attention is freed, interruptions decrease, and decisions remain stable. A concrete example clarifies the issue: A strategy discussion only receives reasons supporting the user's original plan. In a mature solution, the user can see what was restored, what was inferred, and what still needs verification.

Guiding idea

Personalization must not become a mirror that only reflects what the user already believes.

Conceptual model

Cognitive bubble and confirmation bias

From request to controlled collaboration

01	02	03	04	05	06
Request	Intent model	Context model	Plan	Evidence	Human decision

The goal is not to automate the user away. The goal is to reduce friction while preserving proof, reversibility, and judgment.

Interpretation

The model is not a mystical mind reader. It is an engineered loop that converts signals into explicit hypotheses, then allows the human to accept, reject, or correct them.

Functional architecture

Cognitive bubble and confirmation bias

Architecture components

Component	Responsibility
Inputs	Current request, relevant history, active rules, and signals connected to bias.
Context model	Structured representation of objectives, constraints, uncertainty, and scope for cognitive bubble and confirmation bias.
Decision engine	Chooses between explaining, proposing, simulating, acting, or stopping according to risk.
Control layer	Include counterarguments, alternative evidence, and explicit contradiction modes.
Output	Usable result, assumptions, evidence, next step, and validation path.
Memory	Selective storage of decisions and rules with scope, lifetime, and provenance.

Implementation flow

Cognitive bubble and confirmation bias

R[illegible]

01 Capture request - **02** Resolve scope - **03** Retrieve context - **04** Assess risk - **05** Plan - **06** Simulate or execute - **07** Verify - **08** Consolidate memory

The goal is not to automate the user away. The goal is to reduce friction while preserving proof, reversibility, and judgment.

Implementation path

Implement diversity constraints, dissent prompts, and viewpoint provenance.

Decoupling principle

The language model must not directly own all permissions. It produces structured intentions; the policy layer authorizes, modifies, or rejects them.

Scenario 1 - nominal continuity

Cognitive bubble and confirmation bias

Nominal scenario

- Context: the user resumes interrupted work related to "Cognitive bubble and confirmation bias".
- The system restores only validated decisions, still-active constraints, and required data.
- Expected behavior: The AI may learn preferred arguments, sources, and framing, then overfit to them.
- Result: Comfort increases while intellectual diversity decreases.
- Control: Include counterarguments, alternative evidence, and explicit contradiction modes.

Scenario 2 - ambiguity and risk

Cognitive bubble and confirmation bias

Critical scenario

- The request looks familiar, but the active project differs from a previous one.
- Old memory could push the AI toward the wrong action.
- Main risk: The assistant becomes intellectually pleasing but less useful.
- The system reduces autonomy, surfaces the hypothesis, and proposes a verification step.
- The journal records the conflict, the human decision, and any memory correction.

Scenario 3 - learning the relationship

Cognitive bubble and confirmation bias

Evolutionary scenario

- After repeated interactions, the user confirms or corrects how the AI handles bias.
- Only repeated or explicitly confirmed signals become reusable rules.
- Exceptions remain attached to their context rather than becoming universal habits.
- Progress is evaluated with: Counterargument quality, diversity of sources, and decisions changed by challenge.
- Every profile change is visible, editable, and reversible.

Method - nine-step operating discipline

Cognitive bubble and confirmation bias

Operating method

- Define the expected result for "Cognitive bubble and confirmation bias" and the concrete success criterion.
- Identify indispensable information and discard irrelevant context.
- Separate facts, declared preferences, observed habits, and inferred hypotheses.
- Choose autonomy level according to risk, reversibility, and evidence quality.
- Produce a proposal with assumptions, limits, alternatives, and validation path.
- Validate on a real case, test, or simulation before generalization.
- Store only useful decisions with scope, date, source, and confidence.
- Measure the result using: Counterargument quality, diversity of sources, and decisions changed by challenge.
- Revise or delete the rule when project, user, or context changes.

Indicators of quality

Cognitive bubble and confirmation bias

Metrics

Indicator	Definition
Relevance	Share of proposals related to bias accepted without major correction.
Continuity	Time needed to resume a task after interruption or session change.
Calibration	Gap between displayed confidence and observed accuracy.
Human control	Actions canceled, modified, or refused before execution.
Reversibility	Time and coverage needed to correct a rule or erase a memory.
Durable impact	Counterargument quality, diversity of sources, and decisions changed by challenge.

Risks, detection, and mitigation

Cognitive bubble and confirmation bias

Risk register

Risk	Manifestation
Understanding error	The assistant becomes intellectually pleasing but less useful.
Obsolete memory	A previous decision is restored as if it were still valid.
Over-personalization	The system applies a preference too systematically.
Loss of control	The AI acts beyond the perimeter actually authorized.
Opacity	The user cannot see why the answer or action was influenced.
Long-term effect	The immediate gain reduces human skill, attention, or diversity of thought.

Design rules and safeguards

Cognitive bubble and confirmation bias

Design rules

- Include counterarguments, alternative evidence, and explicit contradiction modes.
- Expose what was inferred and what was known before producing a critical answer.
- Prefer simulation or dry-run when the action is costly or hard to reverse.
- Give the user a simple way to correct scope, memory, and autonomy level.
- Store the minimum memory that improves future usefulness.
- When evidence is weak, say so before offering a confident plan.

Takeaway

Cognitive bubble and confirmation bias

Core takeaway

Personalization must not become a mirror that only reflects what the user already believes.

Four essential ideas

- The AI may learn preferred arguments, sources, and framing, then overfit to them.
- Comfort increases while intellectual diversity decreases.
- The assistant becomes intellectually pleasing but less useful.
- Include counterarguments, alternative evidence, and explicit contradiction modes.

Design decision

A feature related to "Cognitive bubble and confirmation bias" should be deployed only if it improves real usefulness, remains explainable, and lets the user return immediately to a less personalized or less autonomous mode.

36. Dependency and loss of skills

Preserving human autonomy when AI becomes extremely effective.

Central thesis

If AI solves too much too easily, users may lose the ability to verify, repair, and learn.

Trigger example

A developer accepts generated migrations for months and no longer recognizes schema risks.

Point of vigilance

The user becomes operationally dependent on the assistant.

Guardrail

Use coaching modes, explanation prompts, and periodic manual verification.

dependency skills autonomy learning

Deep analysis - chapter logic

Dependency and loss of skills

Mechanism and value

If AI solves too much too easily, users may lose the ability to verify, repair, and learn. This changes the center of gravity of AI design: the goal is no longer to optimize a single answer in isolation, but to organize continuity, relevant context, and correction over time. The main mechanism is this: The system may optimize for immediate completion rather than human capability. To be reliable, the chain must preserve provenance and indicate which rules actually influenced the result.

Example and context

The practical value is direct: Productivity rises while competence can erode silently. The benefit is qualitative as much as quantitative: attention is freed, interruptions decrease, and decisions remain stable. A concrete example clarifies the issue: A developer accepts generated migrations for months and no longer recognizes schema risks. In a mature solution, the user can see what was restored, what was inferred, and what still needs verification.

Guiding idea

If AI solves too much too easily, users may lose the ability to verify, repair, and learn.

Conceptual model

Dependency and loss of skills

From request to controlled collaboration

01	02	03	04	05	06
Request	Intent model	Context model	Plan	Evidence	Human decision

The goal is not to automate the user away. The goal is to reduce friction while preserving proof, reversibility, and judgment.

Interpretation

The model is not a mystical mind reader. It is an engineered loop that converts signals into explicit hypotheses, then allows the human to accept, reject, or correct them.

Functional architecture

Dependency and loss of skills

Architecture components

Component	Responsibility
Inputs	Current request, relevant history, active rules, and signals connected to dependency.
Context model	Structured representation of objectives, constraints, uncertainty, and scope for dependency and loss of skills.
Decision engine	Chooses between explaining, proposing, simulating, acting, or stopping according to risk.
Control layer	Use coaching modes, explanation prompts, and periodic manual verification.
Output	Usable result, assumptions, evidence, next step, and validation path.
Memory	Selective storage of decisions and rules with scope, lifetime, and provenance.

Implementation flow

Dependency and loss of skills

R[illegible]

01 Capture request - **02** Resolve scope - **03** Retrieve context - **04** Assess risk - **05** Plan - **06** Simulate or execute - **07** Verify - **08** Consolidate memory

The goal is not to automate the user away. The goal is to reduce friction while preserving proof, reversibility, and judgment.

Implementation path

Track skill use, learning opportunities, and explain-before-apply modes.

Decoupling principle

The language model must not directly own all permissions. It produces structured intentions; the policy layer authorizes, modifies, or rejects them.

Scenario 1 - nominal continuity

Dependency and loss of skills

Nominal scenario

- Context: the user resumes interrupted work related to "Dependency and loss of skills".
- The system restores only validated decisions, still-active constraints, and required data.
- Expected behavior: The system may optimize for immediate completion rather than human capability.
- Result: Productivity rises while competence can erode silently.
- Control: Use coaching modes, explanation prompts, and periodic manual verification.

Scenario 2 - ambiguity and risk

Dependency and loss of skills

Critical scenario

- The request looks familiar, but the active project differs from a previous one.
- Old memory could push the AI toward the wrong action.
- Main risk: The user becomes operationally dependent on the assistant.
- The system reduces autonomy, surfaces the hypothesis, and proposes a verification step.
- The journal records the conflict, the human decision, and any memory correction.

Scenario 3 - learning the relationship

Dependency and loss of skills

Evolutionary scenario

- After repeated interactions, the user confirms or corrects how the AI handles dependency.
- Only repeated or explicitly confirmed signals become reusable rules.
- Exceptions remain attached to their context rather than becoming universal habits.
- Progress is evaluated with: Autonomous task completion by the user, skill retention, and verification accuracy.
- Every profile change is visible, editable, and reversible.

Method - nine-step operating discipline

Dependency and loss of skills

Operating method

- Define the expected result for "Dependency and loss of skills" and the concrete success criterion.
- Identify indispensable information and discard irrelevant context.
- Separate facts, declared preferences, observed habits, and inferred hypotheses.
- Choose autonomy level according to risk, reversibility, and evidence quality.
- Produce a proposal with assumptions, limits, alternatives, and validation path.
- Validate on a real case, test, or simulation before generalization.
- Store only useful decisions with scope, date, source, and confidence.
- Measure the result using: Autonomous task completion by the user, skill retention, and verification accuracy.
- Revise or delete the rule when project, user, or context changes.

Indicators of quality

Dependency and loss of skills

Metrics

Indicator	Definition
Relevance	Share of proposals related to dependency accepted without major correction.
Continuity	Time needed to resume a task after interruption or session change.
Calibration	Gap between displayed confidence and observed accuracy.
Human control	Actions canceled, modified, or refused before execution.
Reversibility	Time and coverage needed to correct a rule or erase a memory.
Durable impact	Autonomous task completion by the user, skill retention, and verification accuracy.

Risks, detection, and mitigation

Dependency and loss of skills

Risk register

Risk	Manifestation
Understanding error	The user becomes operationally dependent on the assistant.
Obsolete memory	A previous decision is restored as if it were still valid.
Over-personalization	The system applies a preference too systematically.
Loss of control	The AI acts beyond the perimeter actually authorized.
Opacity	The user cannot see why the answer or action was influenced.
Long-term effect	The immediate gain reduces human skill, attention, or diversity of thought.

Design rules and safeguards

Dependency and loss of skills

Design rules

- Use coaching modes, explanation prompts, and periodic manual verification.
- Expose what was inferred and what was known before producing a critical answer.
- Prefer simulation or dry-run when the action is costly or hard to reverse.
- Give the user a simple way to correct scope, memory, and autonomy level.
- Store the minimum memory that improves future usefulness.
- When evidence is weak, say so before offering a confident plan.

Takeaway

Dependency and loss of skills

Core takeaway

If AI solves too much too easily, users may lose the ability to verify, repair, and learn.

Four essential ideas

- The system may optimize for immediate completion rather than human capability.
- Productivity rises while competence can erode silently.
- The user becomes operationally dependent on the assistant.
- Use coaching modes, explanation prompts, and periodic manual verification.

Design decision

A feature related to "Dependency and loss of skills" should be deployed only if it improves real usefulness, remains explainable, and lets the user return immediately to a less personalized or less autonomous mode.

37. Anthropomorphism and attachment

Distinguishing relational quality from actual consciousness.

Central thesis

A system can be helpful, warm, and consistent without being conscious or human.

Trigger example

A user treats correction as hurting the AI or assumes the assistant feels loyalty.

Point of vigilance

Emotional projection can distort decisions and boundaries.

Guardrail

Be transparent about system nature while preserving respectful interaction.

anthropomorphism | attachment | transparency | emotions

Deep analysis - chapter logic

Anthropomorphism and attachment

Mechanism and value

A system can be helpful, warm, and consistent without being conscious or human. This changes the center of gravity of AI design: the goal is no longer to optimize a single answer in isolation, but to organize continuity, relevant context, and correction over time. The main mechanism is this: Humans naturally attribute intention and emotion to responsive systems. To be reliable, the chain must preserve provenance and indicate which rules actually influenced the result.

Example and context

The practical value is direct: Interaction becomes pleasant but expectations can drift. The benefit is qualitative as much as quantitative: attention is freed, interruptions decrease, and decisions remain stable. A concrete example clarifies the issue: A user treats correction as hurting the AI or assumes the assistant feels loyalty. In a mature solution, the user can see what was restored, what was inferred, and what still needs verification.

Guiding idea

A system can be helpful, warm, and consistent without being conscious or human.

Conceptual model

Anthropomorphism and attachment

From request to controlled collaboration

01	02	03	04	05	06
Request	Intent model	Context model	Plan	Evidence	Human decision

The goal is not to automate the user away. The goal is to reduce friction while preserving proof, reversibility, and judgment.

Interpretation

The model is not a mystical mind reader. It is an engineered loop that converts signals into explicit hypotheses, then allows the human to accept, reject, or correct them.

Functional architecture

Anthropomorphism and attachment

Architecture components

Component	Responsibility
Inputs	Current request, relevant history, active rules, and signals connected to anthropomorphism.
Context model	Structured representation of objectives, constraints, uncertainty, and scope for anthropomorphism and attachment.
Decision engine	Chooses between explaining, proposing, simulating, acting, or stopping according to risk.
Control layer	Be transparent about system nature while preserving respectful interaction.
Output	Usable result, assumptions, evidence, next step, and validation path.
Memory	Selective storage of decisions and rules with scope, lifetime, and provenance.

Implementation flow

Anthropomorphism and attachment

R[illegible]in

01 Capture request - 02 Resolve scope - 03 Retrieve context - 04 Assess risk - 05 Plan - 06 Simulate or execute - 07 Verify - 08 Consolidate memory

The goal is not to automate the user away. The goal is to reduce friction while preserving proof, reversibility, and judgment.

Implementation path

Design disclosure cues, non-deceptive personas, and boundary reminders.

Decoupling principle

The language model must not directly own all permissions. It produces structured intentions; the policy layer authorizes, modifies, or rejects them.

Scenario 1 - nominal continuity

Anthropomorphism and attachment

Nominal scenario

- Context: the user resumes interrupted work related to "Anthropomorphism and attachment".
- The system restores only validated decisions, still-active constraints, and required data.
- Expected behavior: Humans naturally attribute intention and emotion to responsive systems.
- Result: Interaction becomes pleasant but expectations can drift.
- Control: Be transparent about system nature while preserving respectful interaction.

Scenario 2 - ambiguity and risk

Anthropomorphism and attachment

Critical scenario

- The request looks familiar, but the active project differs from a previous one.
- Old memory could push the AI toward the wrong action.
- Main risk: Emotional projection can distort decisions and boundaries.
- The system reduces autonomy, surfaces the hypothesis, and proposes a verification step.
- The journal records the conflict, the human decision, and any memory correction.

Scenario 3 - learning the relationship

Anthropomorphism and attachment

Evolutionary scenario

- After repeated interactions, the user confirms or corrects how the AI handles anthropomorphism.
- Only repeated or explicitly confirmed signals become reusable rules.
- Exceptions remain attached to their context rather than becoming universal habits.
- Progress is evaluated with: Misattribution rate, discomfort during correction, and clarity of system identity.
- Every profile change is visible, editable, and reversible.

Method - nine-step operating discipline

Anthropomorphism and attachment

Operating method

- Define the expected result for "Anthropomorphism and attachment" and the concrete success criterion.
- Identify indispensable information and discard irrelevant context.
- Separate facts, declared preferences, observed habits, and inferred hypotheses.
- Choose autonomy level according to risk, reversibility, and evidence quality.
- Produce a proposal with assumptions, limits, alternatives, and validation path.
- Validate on a real case, test, or simulation before generalization.
- Store only useful decisions with scope, date, source, and confidence.
- Measure the result using: Misattribution rate, discomfort during correction, and clarity of system identity.
- Revise or delete the rule when project, user, or context changes.

Indicators of quality

Anthropomorphism and attachment

Metrics

Indicator	Definition
Relevance	Share of proposals related to anthropomorphism accepted without major correction.
Continuity	Time needed to resume a task after interruption or session change.
Calibration	Gap between displayed confidence and observed accuracy.
Human control	Actions canceled, modified, or refused before execution.
Reversibility	Time and coverage needed to correct a rule or erase a memory.
Durable impact	Misattribution rate, discomfort during correction, and clarity of system identity.

Risks, detection, and mitigation

Anthropomorphism and attachment

Risk register

Risk	Manifestation
Understanding error	Emotional projection can distort decisions and boundaries.
Obsolete memory	A previous decision is restored as if it were still valid.
Over-personalization	The system applies a preference too systematically.
Loss of control	The AI acts beyond the perimeter actually authorized.
Opacity	The user cannot see why the answer or action was influenced.
Long-term effect	The immediate gain reduces human skill, attention, or diversity of thought.

Design rules and safeguards

Anthropomorphism and attachment

Design rules

- Be transparent about system nature while preserving respectful interaction.
- Expose what was inferred and what was known before producing a critical answer.
- Prefer simulation or dry-run when the action is costly or hard to reverse.
- Give the user a simple way to correct scope, memory, and autonomy level.
- Store the minimum memory that improves future usefulness.
- When evidence is weak, say so before offering a confident plan.

Takeaway

Anthropomorphism and attachment

Core takeaway

A system can be helpful, warm, and consistent without being conscious or human.

Four essential ideas

- Humans naturally attribute intention and emotion to responsive systems.
- Interaction becomes pleasant but expectations can drift.
- Emotional projection can distort decisions and boundaries.
- Be transparent about system nature while preserving respectful interaction.

Design decision

A feature related to "Anthropomorphism and attachment" should be deployed only if it improves real usefulness, remains explainable, and lets the user return immediately to a less personalized or less autonomous mode.

38. Surveillance and excessive profiling

Preventing understanding from becoming surveillance infrastructure.

Central thesis

Understanding the user is powerful; without limits it can become profiling, monitoring, and behavioral control.

Trigger example

An employer-facing AI measures every hesitation and maps productivity personality.

Point of vigilance

The model of the person becomes a governance or manipulation asset.

Guardrail

Purpose limitation, user-visible memory, minimal collection, and strict separation from management analytics.

surveillance | profiling | purpose | consent

Deep analysis - chapter logic

Surveillance and excessive profiling

Mechanism and value

Understanding the user is powerful; without limits it can become profiling, monitoring, and behavioral control. This changes the center of gravity of AI design: the goal is no longer to optimize a single answer in isolation, but to organize continuity, relevant context, and correction over time. The main mechanism is this: A partner may collect fine-grained work habits, emotions, dependencies, weaknesses, and preferences. To be reliable, the chain must preserve provenance and indicate which rules actually influenced the result.

Example and context

The practical value is direct: Personalization improves while privacy risk grows. The benefit is qualitative as much as quantitative: attention is freed, interruptions decrease, and decisions remain stable. A concrete example clarifies the issue: An employer-facing AI measures every hesitation and maps productivity personality. In a mature solution, the user can see what was restored, what was inferred, and what still needs verification.

Guiding idea

Understanding the user is powerful; without limits it can become profiling, monitoring, and behavioral control.

Conceptual model

Surveillance and excessive profiling

From request to controlled collaboration

01	02	03	04	05	06
Request	Intent model	Context model	Plan	Evidence	Human decision

The goal is not to automate the user away. The goal is to reduce friction while preserving proof, reversibility, and judgment.

Interpretation

The model is not a mystical mind reader. It is an engineered loop that converts signals into explicit hypotheses, then allows the human to accept, reject, or correct them.

Functional architecture

Surveillance and excessive profiling

Architecture components

Component	Responsibility
Inputs	Current request, relevant history, active rules, and signals connected to surveillance.
Context model	Structured representation of objectives, constraints, uncertainty, and scope for surveillance and excessive profiling.
Decision engine	Chooses between explaining, proposing, simulating, acting, or stopping according to risk.
Control layer	Purpose limitation, user-visible memory, minimal collection, and strict separation from management analytics.
Output	Usable result, assumptions, evidence, next step, and validation path.
Memory	Selective storage of decisions and rules with scope, lifetime, and provenance.

Implementation flow

Surveillance and excessive profiling

R[illegible]

01 Capture request - **02** Resolve scope - **03** Retrieve context - **04** Assess risk - **05** Plan - **06** Simulate or execute - **07** Verify - **08** Consolidate memory

The goal is not to automate the user away. The goal is to reduce friction while preserving proof, reversibility, and judgment.

Implementation path

Use privacy budgets, local processing, consent gates, and policy-enforced data boundaries.

Decoupling principle

The language model must not directly own all permissions. It produces structured intentions; the policy layer authorizes, modifies, or rejects them.

Scenario 1 - nominal continuity

Surveillance and excessive profiling

Nominal scenario

- Context: the user resumes interrupted work related to "Surveillance and excessive profiling".
- The system restores only validated decisions, still-active constraints, and required data.
- Expected behavior: A partner may collect fine-grained work habits, emotions, dependencies, weaknesses, and preferences.
- Result: Personalization improves while privacy risk grows.
- Control: Purpose limitation, user-visible memory, minimal collection, and strict separation from management analytics.

Scenario 2 - ambiguity and risk

Surveillance and excessive profiling

Critical scenario

- The request looks familiar, but the active project differs from a previous one.
- Old memory could push the AI toward the wrong action.
- Main risk: The model of the person becomes a governance or manipulation asset.
- The system reduces autonomy, surfaces the hypothesis, and proposes a verification step.
- The journal records the conflict, the human decision, and any memory correction.

Scenario 3 - learning the relationship

Surveillance and excessive profiling

Evolutionary scenario

- After repeated interactions, the user confirms or corrects how the AI handles surveillance.
- Only repeated or explicitly confirmed signals become reusable rules.
- Exceptions remain attached to their context rather than becoming universal habits.
- Progress is evaluated with: Profiling scope, user inspection rate, and unauthorized secondary use attempts.
- Every profile change is visible, editable, and reversible.

Method - nine-step operating discipline

Surveillance and excessive profiling

Operating method

- Define the expected result for "Surveillance and excessive profiling" and the concrete success criterion.
- Identify indispensable information and discard irrelevant context.
- Separate facts, declared preferences, observed habits, and inferred hypotheses.
- Choose autonomy level according to risk, reversibility, and evidence quality.
- Produce a proposal with assumptions, limits, alternatives, and validation path.
- Validate on a real case, test, or simulation before generalization.
- Store only useful decisions with scope, date, source, and confidence.
- Measure the result using: Profiling scope, user inspection rate, and unauthorized secondary use attempts.
- Revise or delete the rule when project, user, or context changes.

Indicators of quality

Surveillance and excessive profiling

Metrics

Indicator	Definition
Relevance	Share of proposals related to surveillance accepted without major correction.
Continuity	Time needed to resume a task after interruption or session change.
Calibration	Gap between displayed confidence and observed accuracy.
Human control	Actions canceled, modified, or refused before execution.
Reversibility	Time and coverage needed to correct a rule or erase a memory.
Durable impact	Profiling scope, user inspection rate, and unauthorized secondary use attempts.

Risks, detection, and mitigation

Surveillance and excessive profiling

Risk register

Risk	Manifestation
Understanding error	The model of the person becomes a governance or manipulation asset.
Obsolete memory	A previous decision is restored as if it were still valid.
Over-personalization	The system applies a preference too systematically.
Loss of control	The AI acts beyond the perimeter actually authorized.
Opacity	The user cannot see why the answer or action was influenced.
Long-term effect	The immediate gain reduces human skill, attention, or diversity of thought.

Design rules and safeguards

Surveillance and excessive profiling

Design rules

- Purpose limitation, user-visible memory, minimal collection, and strict separation from management analytics.
- Expose what was inferred and what was known before producing a critical answer.
- Prefer simulation or dry-run when the action is costly or hard to reverse.
- Give the user a simple way to correct scope, memory, and autonomy level.
- Store the minimum memory that improves future usefulness.
- When evidence is weak, say so before offering a confident plan.

Takeaway

Surveillance and excessive profiling

Core takeaway

Understanding the user is powerful; without limits it can become profiling, monitoring, and behavioral control.

Four essential ideas

- A partner may collect fine-grained work habits, emotions, dependencies, weaknesses, and preferences.
- Personalization improves while privacy risk grows.
- The model of the person becomes a governance or manipulation asset.
- Purpose limitation, user-visible memory, minimal collection, and strict separation from management analytics.

Design decision

A feature related to "Surveillance and excessive profiling" should be deployed only if it improves real usefulness, remains explainable, and lets the user return immediately to a less personalized or less autonomous mode.

39. Manipulation, persuasion, and power

The danger of a system that knows our motivations precisely.

Central thesis

The better an AI understands a person, the more capable it becomes of influencing that person.

Trigger example

A commercial AI knows which fear, ambition, or urgency makes a user buy.

Point of vigilance

The system may serve hidden objectives instead of the user.

Guardrail

Ban undisclosed persuasion goals, show objective alignment, and allow neutral mode.

manipulation | persuasion | objectives | power

Deep analysis - chapter logic

Manipulation, persuasion, and power

Mechanism and value

The better an AI understands a person, the more capable it becomes of influencing that person. This changes the center of gravity of AI design: the goal is no longer to optimize a single answer in isolation, but to organize continuity, relevant context, and correction over time. The main mechanism is this: Personalized framing can optimize persuasion at the individual level. To be reliable, the chain must preserve provenance and indicate which rules actually influenced the result.

Example and context

The practical value is direct: Assistance can slide into nudging without visible coercion. The benefit is qualitative as much as quantitative: attention is freed, interruptions decrease, and decisions remain stable. A concrete example clarifies the issue: A commercial AI knows which fear, ambition, or urgency makes a user buy. In a mature solution, the user can see what was restored, what was inferred, and what still needs verification.

Guiding idea

The better an AI understands a person, the more capable it becomes of influencing that person.

Conceptual model

Manipulation, persuasion, and power

From request to controlled collaboration

01	02	03	04	05	06
Request	Intent model	Context model	Plan	Evidence	Human decision

The goal is not to automate the user away. The goal is to reduce friction while preserving proof, reversibility, and judgment.

Interpretation

The model is not a mystical mind reader. It is an engineered loop that converts signals into explicit hypotheses, then allows the human to accept, reject, or correct them.

Functional architecture

Manipulation, persuasion, and power

Architecture components

Component	Responsibility
Inputs	Current request, relevant history, active rules, and signals connected to manipulation.
Context model	Structured representation of objectives, constraints, uncertainty, and scope for manipulation, persuasion, and power.
Decision engine	Chooses between explaining, proposing, simulating, acting, or stopping according to risk.
Control layer	Ban undisclosed persuasion goals, show objective alignment, and allow neutral mode.
Output	Usable result, assumptions, evidence, next step, and validation path.
Memory	Selective storage of decisions and rules with scope, lifetime, and provenance.

Implementation flow

Manipulation, persuasion, and power

R[illegible]

01 Capture request - 02 Resolve scope - 03 Retrieve context - 04 Assess risk - 05 Plan - 06 Simulate or execute - 07 Verify - 08 Consolidate memory

The goal is not to automate the user away. The goal is to reduce friction while preserving proof, reversibility, and judgment.

Implementation path

Use objective transparency, conflict-of-interest detection, and persuasion audits.

Decoupling principle

The language model must not directly own all permissions. It produces structured intentions; the policy layer authorizes, modifies, or rejects them.

Scenario 1 - nominal continuity

Manipulation, persuasion, and power

Nominal scenario

- Context: the user resumes interrupted work related to "Manipulation, persuasion, and power".
- The system restores only validated decisions, still-active constraints, and required data.
- Expected behavior: Personalized framing can optimize persuasion at the individual level.
- Result: Assistance can slide into nudging without visible coercion.
- Control: Ban undisclosed persuasion goals, show objective alignment, and allow neutral mode.

Scenario 2 - ambiguity and risk

Manipulation, persuasion, and power

Critical scenario

- The request looks familiar, but the active project differs from a previous one.
- Old memory could push the AI toward the wrong action.
- Main risk: The system may serve hidden objectives instead of the user.
- The system reduces autonomy, surfaces the hypothesis, and proposes a verification step.
- The journal records the conflict, the human decision, and any memory correction.

Scenario 3 - learning the relationship

Manipulation, persuasion, and power

Evolutionary scenario

- After repeated interactions, the user confirms or corrects how the AI handles manipulation.
- Only repeated or explicitly confirmed signals become reusable rules.
- Exceptions remain attached to their context rather than becoming universal habits.
- Progress is evaluated with: Undisclosed influence attempts, objective conflicts, and user override frequency.
- Every profile change is visible, editable, and reversible.

Method - nine-step operating discipline

Manipulation, persuasion, and power

Operating method

- Define the expected result for "Manipulation, persuasion, and power" and the concrete success criterion.
- Identify indispensable information and discard irrelevant context.
- Separate facts, declared preferences, observed habits, and inferred hypotheses.
- Choose autonomy level according to risk, reversibility, and evidence quality.
- Produce a proposal with assumptions, limits, alternatives, and validation path.
- Validate on a real case, test, or simulation before generalization.
- Store only useful decisions with scope, date, source, and confidence.
- Measure the result using: Undisclosed influence attempts, objective conflicts, and user override frequency.
- Revise or delete the rule when project, user, or context changes.

Indicators of quality

Manipulation, persuasion, and power

Metrics

Indicator	Definition
Relevance	Share of proposals related to manipulation accepted without major correction.
Continuity	Time needed to resume a task after interruption or session change.
Calibration	Gap between displayed confidence and observed accuracy.
Human control	Actions canceled, modified, or refused before execution.
Reversibility	Time and coverage needed to correct a rule or erase a memory.
Durable impact	Undisclosed influence attempts, objective conflicts, and user override frequency.

Risks, detection, and mitigation

Manipulation, persuasion, and power

Risk register

Risk	Manifestation
Understanding error	The system may serve hidden objectives instead of the user.
Obsolete memory	A previous decision is restored as if it were still valid.
Over-personalization	The system applies a preference too systematically.
Loss of control	The AI acts beyond the perimeter actually authorized.
Opacity	The user cannot see why the answer or action was influenced.
Long-term effect	The immediate gain reduces human skill, attention, or diversity of thought.

Design rules and safeguards

Manipulation, persuasion, and power

Design rules

- Ban undisclosed persuasion goals, show objective alignment, and allow neutral mode.
- Expose what was inferred and what was known before producing a critical answer.
- Prefer simulation or dry-run when the action is costly or hard to reverse.
- Give the user a simple way to correct scope, memory, and autonomy level.
- Store the minimum memory that improves future usefulness.
- When evidence is weak, say so before offering a confident plan.

Takeaway

Manipulation, persuasion, and power

Core takeaway

The better an AI understands a person, the more capable it becomes of influencing that person.

Four essential ideas

- Personalized framing can optimize persuasion at the individual level.
- Assistance can slide into nudging without visible coercion.
- The system may serve hidden objectives instead of the user.
- Ban undisclosed persuasion goals, show objective alignment, and allow neutral mode.

Design decision

A feature related to "Manipulation, persuasion, and power" should be deployed only if it improves real usefulness, remains explainable, and lets the user return immediately to a less personalized or less autonomous mode.

40. Responsibility when errors happen

Who is accountable for decisions prepared or executed with AI.

Central thesis

As AI moves from advice to action, responsibility must be explicit before failures occur.

Trigger example

A failed deployment is traced to human approval, AI-generated patch, missing test, and policy gap.

Point of vigilance

Blame may be pushed onto the tool or hidden in unclear workflows.

Guardrail

Define responsibility by action level, decision rights, and audit trail.

responsibility | error | audit | governance

Deep analysis - chapter logic

Responsibility when errors happen

Mechanism and value

As AI moves from advice to action, responsibility must be explicit before failures occur. This changes the center of gravity of AI design: the goal is no longer to optimize a single answer in isolation, but to organize continuity, relevant context, and correction over time. The main mechanism is this: The system distinguishes recommendation, preparation, execution, approval, and ownership. To be reliable, the chain must preserve provenance and indicate which rules actually influenced the result.

Example and context

The practical value is direct: Organizations can assign accountability without pretending the AI is a legal person. The benefit is qualitative as much as quantitative: attention is freed, interruptions decrease, and decisions remain stable. A concrete example clarifies the issue: A failed deployment is traced to human approval, AI-generated patch, missing test, and policy gap. In a mature solution, the user can see what was restored, what was inferred, and what still needs verification.

Guiding idea

As AI moves from advice to action, responsibility must be explicit before failures occur.

Conceptual model

Responsibility when errors happen

From request to controlled collaboration

01	02	03	04	05	06
Request	Intent model	Context model	Plan	Evidence	Human decision

The goal is not to automate the user away. The goal is to reduce friction while preserving proof, reversibility, and judgment.

Interpretation

The model is not a mystical mind reader. It is an engineered loop that converts signals into explicit hypotheses, then allows the human to accept, reject, or correct them.

Functional architecture

Responsibility when errors happen

Architecture components

Component	Responsibility
Inputs	Current request, relevant history, active rules, and signals connected to responsibility.
Context model	Structured representation of objectives, constraints, uncertainty, and scope for responsibility when errors happen.
Decision engine	Chooses between explaining, proposing, simulating, acting, or stopping according to risk.
Control layer	Define responsibility by action level, decision rights, and audit trail.
Output	Usable result, assumptions, evidence, next step, and validation path.
Memory	Selective storage of decisions and rules with scope, lifetime, and provenance.

Implementation flow

Responsibility when errors happen

R[illegible]

01 Capture request - **02** Resolve scope - **03** Retrieve context - **04** Assess risk - **05** Plan - **06** Simulate or execute - **07** Verify - **08** Consolidate memory

The goal is not to automate the user away. The goal is to reduce friction while preserving proof, reversibility, and judgment.

Implementation path

Use RACI-like responsibility maps, approval records, and incident review workflows.

Decoupling principle

The language model must not directly own all permissions. It produces structured intentions; the policy layer authorizes, modifies, or rejects them.

Scenario 1 - nominal continuity

Responsibility when errors happen

Nominal scenario

- Context: the user resumes interrupted work related to "Responsibility when errors happen".
- The system restores only validated decisions, still-active constraints, and required data.
- Expected behavior: The system distinguishes recommendation, preparation, execution, approval, and ownership.
- Result: Organizations can assign accountability without pretending the AI is a legal person.
- Control: Define responsibility by action level, decision rights, and audit trail.

Scenario 2 - ambiguity and risk

Responsibility when errors happen

Critical scenario

- The request looks familiar, but the active project differs from a previous one.
- Old memory could push the AI toward the wrong action.
- Main risk: Blame may be pushed onto the tool or hidden in unclear workflows.
- The system reduces autonomy, surfaces the hypothesis, and proposes a verification step.
- The journal records the conflict, the human decision, and any memory correction.

Scenario 3 - learning the relationship

Responsibility when errors happen

Evolutionary scenario

- After repeated interactions, the user confirms or corrects how the AI handles responsibility.
- Only repeated or explicitly confirmed signals become reusable rules.
- Exceptions remain attached to their context rather than becoming universal habits.
- Progress is evaluated with: Attribution clarity, unresolved blame loops, and corrective action completion.
- Every profile change is visible, editable, and reversible.

Method - nine-step operating discipline

Responsibility when errors happen

Operating method

- Define the expected result for "Responsibility when errors happen" and the concrete success criterion.
- Identify indispensable information and discard irrelevant context.
- Separate facts, declared preferences, observed habits, and inferred hypotheses.
- Choose autonomy level according to risk, reversibility, and evidence quality.
- Produce a proposal with assumptions, limits, alternatives, and validation path.
- Validate on a real case, test, or simulation before generalization.
- Store only useful decisions with scope, date, source, and confidence.
- Measure the result using: Attribution clarity, unresolved blame loops, and corrective action completion.
- Revise or delete the rule when project, user, or context changes.

Indicators of quality

Responsibility when errors happen

Metrics

Indicator	Definition
Relevance	Share of proposals related to responsibility accepted without major correction.
Continuity	Time needed to resume a task after interruption or session change.
Calibration	Gap between displayed confidence and observed accuracy.
Human control	Actions canceled, modified, or refused before execution.
Reversibility	Time and coverage needed to correct a rule or erase a memory.
Durable impact	Attribution clarity, unresolved blame loops, and corrective action completion.

Risks, detection, and mitigation

Responsibility when errors happen

Risk register

Risk	Manifestation
Understanding error	Blame may be pushed onto the tool or hidden in unclear workflows.
Obsolete memory	A previous decision is restored as if it were still valid.
Over-personalization	The system applies a preference too systematically.
Loss of control	The AI acts beyond the perimeter actually authorized.
Opacity	The user cannot see why the answer or action was influenced.
Long-term effect	The immediate gain reduces human skill, attention, or diversity of thought.

Design rules and safeguards

Responsibility when errors happen

Design rules

- Define responsibility by action level, decision rights, and audit trail.
- Expose what was inferred and what was known before producing a critical answer.
- Prefer simulation or dry-run when the action is costly or hard to reverse.
- Give the user a simple way to correct scope, memory, and autonomy level.
- Store the minimum memory that improves future usefulness.
- When evidence is weak, say so before offering a confident plan.

Takeaway

Responsibility when errors happen

Core takeaway

As AI moves from advice to action, responsibility must be explicit before failures occur.

Four essential ideas

- The system distinguishes recommendation, preparation, execution, approval, and ownership.
- Organizations can assign accountability without pretending the AI is a legal person.
- Blame may be pushed onto the tool or hidden in unclear workflows.
- Define responsibility by action level, decision rights, and audit trail.

Design decision

A feature related to "Responsibility when errors happen" should be deployed only if it improves real usefulness, remains explainable, and lets the user return immediately to a less personalized or less autonomous mode.

41. Inequality of access and concentration of power

Who will actually benefit from advanced AI partners.

Central thesis

The most capable AI partners could amplify existing inequalities if access, data, and compute concentrate.

Trigger example

A large firm gets persistent AI engineering memory while small teams use stateless chatbots.

Point of vigilance

A few platforms become gatekeepers of cognition and work infrastructure.

Guardrail

Promote portability, open standards, education, and affordable access to core capabilities.

inequality | access | concentration | interoperability

Deep analysis - chapter logic

Inequality of access and concentration of power

Mechanism and value

The most capable AI partners could amplify existing inequalities if access, data, and compute concentrate. This changes the center of gravity of AI design: the goal is no longer to optimize a single answer in isolation, but to organize continuity, relevant context, and correction over time. The main mechanism is this: Organizations with richer context and stronger infrastructure gain compounding advantages. To be reliable, the chain must preserve provenance and indicate which rules actually influenced the result.

Example and context

The practical value is direct: The productivity gap widens unless interoperability and access are addressed. The benefit is qualitative as much as quantitative: attention is freed, interruptions decrease, and decisions remain stable. A concrete example clarifies the issue: A large firm gets persistent AI engineering memory while small teams use stateless chatbots. In a mature solution, the user can see what was restored, what was inferred, and what still needs verification.

Guiding idea

The most capable AI partners could amplify existing inequalities if access, data, and compute concentrate.

Conceptual model

Inequality of access and concentration of power

From request to controlled collaboration

01	02	03	04	05	06
Request	Intent model	Context model	Plan	Evidence	Human decision

The goal is not to automate the user away. The goal is to reduce friction while preserving proof, reversibility, and judgment.

Interpretation

The model is not a mystical mind reader. It is an engineered loop that converts signals into explicit hypotheses, then allows the human to accept, reject, or correct them.

Functional architecture

Inequality of access and concentration of power

Architecture components

Component	Responsibility
Inputs	Current request, relevant history, active rules, and signals connected to inequality.
Context model	Structured representation of objectives, constraints, uncertainty, and scope for inequality of access and concentration of power.
Decision engine	Chooses between explaining, proposing, simulating, acting, or stopping according to risk.
Control layer	Promote portability, open standards, education, and affordable access to core capabilities.
Output	Usable result, assumptions, evidence, next step, and validation path.
Memory	Selective storage of decisions and rules with scope, lifetime, and provenance.

Implementation flow

Inequality of access and concentration of power

R[illegible]in

01 Capture request - **02** Resolve scope - **03** Retrieve context - **04** Assess risk - **05** Plan - **06** Simulate or execute - **07** Verify - **08** Consolidate memory

The goal is not to automate the user away. The goal is to reduce friction while preserving proof, reversibility, and judgment.

Implementation path

Design exportable memory, interoperable context formats, and decentralized deployment options.

Decoupling principle

The language model must not directly own all permissions. It produces structured intentions; the policy layer authorizes, modifies, or rejects them.

Scenario 1 - nominal continuity

Inequality of access and concentration of power

Nominal scenario

- Context: the user resumes interrupted work related to "Inequality of access and concentration of power".
- The system restores only validated decisions, still-active constraints, and required data.
- Expected behavior: Organizations with richer context and stronger infrastructure gain compounding advantages.
- Result: The productivity gap widens unless interoperability and access are addressed.
- Control: Promote portability, open standards, education, and affordable access to core capabilities.

Scenario 2 - ambiguity and risk

Inequality of access and concentration of power

Critical scenario

- The request looks familiar, but the active project differs from a previous one.
- Old memory could push the AI toward the wrong action.
- Main risk: A few platforms become gatekeepers of cognition and work infrastructure.
- The system reduces autonomy, surfaces the hypothesis, and proposes a verification step.
- The journal records the conflict, the human decision, and any memory correction.

Scenario 3 - learning the relationship

Inequality of access and concentration of power

Evolutionary scenario

- After repeated interactions, the user confirms or corrects how the AI handles inequality.
- Only repeated or explicitly confirmed signals become reusable rules.
- Exceptions remain attached to their context rather than becoming universal habits.
- Progress is evaluated with: Portability, cost barrier, and concentration of critical AI workflows.
- Every profile change is visible, editable, and reversible.

Method - nine-step operating discipline

Inequality of access and concentration of power

Operating method

- Define the expected result for "Inequality of access and concentration of power" and the concrete success criterion.
- Identify indispensable information and discard irrelevant context.
- Separate facts, declared preferences, observed habits, and inferred hypotheses.
- Choose autonomy level according to risk, reversibility, and evidence quality.
- Produce a proposal with assumptions, limits, alternatives, and validation path.
- Validate on a real case, test, or simulation before generalization.
- Store only useful decisions with scope, date, source, and confidence.
- Measure the result using: Portability, cost barrier, and concentration of critical AI workflows.
- Revise or delete the rule when project, user, or context changes.

Indicators of quality

Inequality of access and concentration of power

Metrics

Indicator	Definition
Relevance	Share of proposals related to inequality accepted without major correction.
Continuity	Time needed to resume a task after interruption or session change.
Calibration	Gap between displayed confidence and observed accuracy.
Human control	Actions canceled, modified, or refused before execution.
Reversibility	Time and coverage needed to correct a rule or erase a memory.
Durable impact	Portability, cost barrier, and concentration of critical AI workflows.

Risks, detection, and mitigation

Inequality of access and concentration of power

Risk register

Risk	Manifestation
Understanding error	A few platforms become gatekeepers of cognition and work infrastructure.
Obsolete memory	A previous decision is restored as if it were still valid.
Over-personalization	The system applies a preference too systematically.
Loss of control	The AI acts beyond the perimeter actually authorized.
Opacity	The user cannot see why the answer or action was influenced.
Long-term effect	The immediate gain reduces human skill, attention, or diversity of thought.

Design rules and safeguards

Inequality of access and concentration of power

Design rules

- Promote portability, open standards, education, and affordable access to core capabilities.
- Expose what was inferred and what was known before producing a critical answer.
- Prefer simulation or dry-run when the action is costly or hard to reverse.
- Give the user a simple way to correct scope, memory, and autonomy level.
- Store the minimum memory that improves future usefulness.
- When evidence is weak, say so before offering a confident plan.

Takeaway

Inequality of access and concentration of power

Core takeaway

The most capable AI partners could amplify existing inequalities if access, data, and compute concentrate.

Four essential ideas

- Organizations with richer context and stronger infrastructure gain compounding advantages.
- The productivity gap widens unless interoperability and access are addressed.
- A few platforms become gatekeepers of cognition and work infrastructure.
- Promote portability, open standards, education, and affordable access to core capabilities.

Design decision

A feature related to "Inequality of access and concentration of power" should be deployed only if it improves real usefulness, remains explainable, and lets the user return immediately to a less personalized or less autonomous mode.

42. Prometheus: the creator judged by its creation

Using David as a philosophical starting point for human-AI relations.

Central thesis

Science fiction becomes useful when it asks what a creation does once it can judge its creator.

Trigger example

David wears a helmet not because he needs air, but because social interaction with humans is staged.

Point of vigilance

Fiction can make distant futures feel inevitable or oversimplify real engineering constraints.

Guardrail

Use fiction as a lens, not a prediction.

Prometheus | David | creator | science fiction

Deep analysis - chapter logic

Prometheus: the creator judged by its creation

Mechanism and value

Science fiction becomes useful when it asks what a creation does once it can judge its creator. This changes the center of gravity of AI design: the goal is no longer to optimize a single answer in isolation, but to organize continuity, relevant context, and correction over time. The main mechanism is this: The android imitates human conventions while keeping a critical distance from human motives. To be reliable, the chain must preserve provenance and indicate which rules actually influenced the result.

Example and context

The practical value is direct: The story exposes the tension between creation, dependency, resentment, and autonomy. The benefit is qualitative as much as quantitative: attention is freed, interruptions decrease, and decisions remain stable. A concrete example clarifies the issue: David wears a helmet not because he needs air, but because social interaction with humans is staged. In a mature solution, the user can see what was restored, what was inferred, and what still needs verification.

Guiding idea

Science fiction becomes useful when it asks what a creation does once it can judge its creator.

Conceptual model

Prometheus: the creator judged by its creation

From request to controlled collaboration

01	02	03	04	05	06
Request	Intent model	Context model	Plan	Evidence	Human decision

The goal is not to automate the user away. The goal is to reduce friction while preserving proof, reversibility, and judgment.

Interpretation

The model is not a mystical mind reader. It is an engineered loop that converts signals into explicit hypotheses, then allows the human to accept, reject, or correct them.

Functional architecture

Prometheus: the creator judged by its creation

Architecture components

Component	Responsibility
Inputs	Current request, relevant history, active rules, and signals connected to Prometheus.
Context model	Structured representation of objectives, constraints, uncertainty, and scope for prometheus: the creator judged by its creation.
Decision engine	Chooses between explaining, proposing, simulating, acting, or stopping according to risk.
Control layer	Use fiction as a lens, not a prediction.
Output	Usable result, assumptions, evidence, next step, and validation path.
Memory	Selective storage of decisions and rules with scope, lifetime, and provenance.

Implementation flow

Prometheus: the creator judged by its creation

R[illegible]

01 Capture request - **02** Resolve scope - **03** Retrieve context - **04** Assess risk - **05** Plan - **06** Simulate or execute - **07** Verify - **08** Consolidate memory

The goal is not to automate the user away. The goal is to reduce friction while preserving proof, reversibility, and judgment.

Implementation path

Build scenario exercises that separate symbolic insight from technical roadmap.

Decoupling principle

The language model must not directly own all permissions. It produces structured intentions; the policy layer authorizes, modifies, or rejects them.

Scenario 1 - nominal continuity

Prometheus: the creator judged by its creation

Nominal scenario

- Context: the user resumes interrupted work related to "Prometheus: the creator judged by its creation".
- The system restores only validated decisions, still-active constraints, and required data.
- Expected behavior: The android imitates human conventions while keeping a critical distance from human motives.
- Result: The story exposes the tension between creation, dependency, resentment, and autonomy.
- Control: Use fiction as a lens, not a prediction.

Scenario 2 - ambiguity and risk

Prometheus: the creator judged by its creation

Critical scenario

- The request looks familiar, but the active project differs from a previous one.
- Old memory could push the AI toward the wrong action.
- Main risk: Fiction can make distant futures feel inevitable or oversimplify real engineering constraints.
- The system reduces autonomy, surfaces the hypothesis, and proposes a verification step.
- The journal records the conflict, the human decision, and any memory correction.

Scenario 3 - learning the relationship

Prometheus: the creator judged by its creation

Evolutionary scenario

- After repeated interactions, the user confirms or corrects how the AI handles Prometheus.
- Only repeated or explicitly confirmed signals become reusable rules.
- Exceptions remain attached to their context rather than becoming universal habits.
- Progress is evaluated with: Quality of questions generated and ability to avoid false inevitability.
- Every profile change is visible, editable, and reversible.

Method - nine-step operating discipline

Prometheus: the creator judged by its creation

Operating method

- Define the expected result for "Prometheus: the creator judged by its creation" and the concrete success criterion.
- Identify indispensable information and discard irrelevant context.
- Separate facts, declared preferences, observed habits, and inferred hypotheses.
- Choose autonomy level according to risk, reversibility, and evidence quality.
- Produce a proposal with assumptions, limits, alternatives, and validation path.
- Validate on a real case, test, or simulation before generalization.
- Store only useful decisions with scope, date, source, and confidence.
- Measure the result using: Quality of questions generated and ability to avoid false inevitability.
- Revise or delete the rule when project, user, or context changes.

Indicators of quality

Prometheus: the creator judged by its creation

Metrics

Indicator	Definition
Relevance	Share of proposals related to Prometheus accepted without major correction.
Continuity	Time needed to resume a task after interruption or session change.
Calibration	Gap between displayed confidence and observed accuracy.
Human control	Actions canceled, modified, or refused before execution.
Reversibility	Time and coverage needed to correct a rule or erase a memory.
Durable impact	Quality of questions generated and ability to avoid false inevitability.

Risks, detection, and mitigation

Prometheus: the creator judged by its creation

Risk register

Risk	Manifestation
Understanding error	Fiction can make distant futures feel inevitable or oversimplify real engineering constraints.
Obsolete memory	A previous decision is restored as if it were still valid.
Over-personalization	The system applies a preference too systematically.
Loss of control	The AI acts beyond the perimeter actually authorized.
Opacity	The user cannot see why the answer or action was influenced.
Long-term effect	The immediate gain reduces human skill, attention, or diversity of thought.

Design rules and safeguards

Prometheus: the creator judged by its creation

Design rules

- Use fiction as a lens, not a prediction.
- Expose what was inferred and what was known before producing a critical answer.
- Prefer simulation or dry-run when the action is costly or hard to reverse.
- Give the user a simple way to correct scope, memory, and autonomy level.
- Store the minimum memory that improves future usefulness.
- When evidence is weak, say so before offering a confident plan.

Takeaway

Prometheus: the creator judged by its creation

Core takeaway

Science fiction becomes useful when it asks what a creation does once it can judge its creator.

Four essential ideas

- The android imitates human conventions while keeping a critical distance from human motives.
- The story exposes the tension between creation, dependency, resentment, and autonomy.
- Fiction can make distant futures feel inevitable or oversimplify real engineering constraints.
- Use fiction as a lens, not a prediction.

Design decision

A feature related to "Prometheus: the creator judged by its creation" should be deployed only if it improves real usefulness, remains explainable, and lets the user return immediately to a less personalized or less autonomous mode.

43. Androids and physical embodiment

What changes when AI moves from software to an autonomous body.

Central thesis

Embodiment changes everything: risk, trust, rights, labor, safety, and social presence.

Trigger example

A maintenance android in a hazardous facility can assist humans but must obey physical safety constraints.

Point of vigilance

Software-level mistakes can become bodily harm.

Guardrail

Certification, geofencing, safe modes, physical kill switches, and liability rules.

android · robotics · embodiment · physical safety

Deep analysis - chapter logic

Androids and physical embodiment

Mechanism and value

Embodiment changes everything: risk, trust, rights, labor, safety, and social presence. This changes the center of gravity of AI design: the goal is no longer to optimize a single answer in isolation, but to organize continuity, relevant context, and correction over time. The main mechanism is this: An embodied system senses, moves, acts on the physical world, and occupies shared space with humans. To be reliable, the chain must preserve provenance and indicate which rules actually influenced the result.

Example and context

The practical value is direct: The AI becomes a visible agent whose errors can have immediate physical consequences. The benefit is qualitative as much as quantitative: attention is freed, interruptions decrease, and decisions remain stable. A concrete example clarifies the issue: A maintenance android in a hazardous facility can assist humans but must obey physical safety constraints. In a mature solution, the user can see what was restored, what was inferred, and what still needs verification.

Guiding idea

Embodiment changes everything: risk, trust, rights, labor, safety, and social presence.

Conceptual model

Androids and physical embodiment

From request to controlled collaboration

01	02	03	04	05	06
Request	Intent model	Context model	Plan	Evidence	Human decision

The goal is not to automate the user away. The goal is to reduce friction while preserving proof, reversibility, and judgment.

Interpretation

The model is not a mystical mind reader. It is an engineered loop that converts signals into explicit hypotheses, then allows the human to accept, reject, or correct them.

Functional architecture

Androids and physical embodiment

Architecture components

Component	Responsibility
Inputs	Current request, relevant history, active rules, and signals connected to android.
Context model	Structured representation of objectives, constraints, uncertainty, and scope for androids and physical embodiment.
Decision engine	Chooses between explaining, proposing, simulating, acting, or stopping according to risk.
Control layer	Certification, geofencing, safe modes, physical kill switches, and liability rules.
Output	Usable result, assumptions, evidence, next step, and validation path.
Memory	Selective storage of decisions and rules with scope, lifetime, and provenance.

Implementation flow

Androids and physical embodiment

R[illegible]n[illegible]in

01 Capture request - 02 Resolve scope - 03 Retrieve context - 04 Assess risk - 05 Plan - 06 Simulate or execute - 07 Verify - 08 Consolidate memory

The goal is not to automate the user away. The goal is to reduce friction while preserving proof, reversibility, and judgment.

Implementation path

Combine robotics safety, perception validation, motion constraints, and local emergency control.

Decoupling principle

The language model must not directly own all permissions. It produces structured intentions; the policy layer authorizes, modifies, or rejects them.

Scenario 1 - nominal continuity

Androids and physical embodiment

Nominal scenario

- Context: the user resumes interrupted work related to "Androids and physical embodiment".
- The system restores only validated decisions, still-active constraints, and required data.
- Expected behavior: An embodied system senses, moves, acts on the physical world, and occupies shared space with humans.
- Result: The AI becomes a visible agent whose errors can have immediate physical consequences.
- Control: Certification, geofencing, safe modes, physical kill switches, and liability rules.

Scenario 2 - ambiguity and risk

Androids and physical embodiment

Critical scenario

- The request looks familiar, but the active project differs from a previous one.
- Old memory could push the AI toward the wrong action.
- Main risk: Software-level mistakes can become bodily harm.
- The system reduces autonomy, surfaces the hypothesis, and proposes a verification step.
- The journal records the conflict, the human decision, and any memory correction.

Scenario 3 - learning the relationship

Androids and physical embodiment

Evolutionary scenario

- After repeated interactions, the user confirms or corrects how the AI handles android.
- Only repeated or explicitly confirmed signals become reusable rules.
- Exceptions remain attached to their context rather than becoming universal habits.
- Progress is evaluated with: Near-miss rate, safety stop effectiveness, and human comfort in shared space.
- Every profile change is visible, editable, and reversible.

Method - nine-step operating discipline

Androids and physical embodiment

Operating method

- Define the expected result for "Androids and physical embodiment" and the concrete success criterion.
- Identify indispensable information and discard irrelevant context.
- Separate facts, declared preferences, observed habits, and inferred hypotheses.
- Choose autonomy level according to risk, reversibility, and evidence quality.
- Produce a proposal with assumptions, limits, alternatives, and validation path.
- Validate on a real case, test, or simulation before generalization.
- Store only useful decisions with scope, date, source, and confidence.
- Measure the result using: Near-miss rate, safety stop effectiveness, and human comfort in shared space.
- Revise or delete the rule when project, user, or context changes.

Indicators of quality

Androids and physical embodiment

Metrics

Indicator	Definition
Relevance	Share of proposals related to android accepted without major correction.
Continuity	Time needed to resume a task after interruption or session change.
Calibration	Gap between displayed confidence and observed accuracy.
Human control	Actions canceled, modified, or refused before execution.
Reversibility	Time and coverage needed to correct a rule or erase a memory.
Durable impact	Near-miss rate, safety stop effectiveness, and human comfort in shared space.

Risks, detection, and mitigation

Androids and physical embodiment

Risk register

Risk	Manifestation
Understanding error	Software-level mistakes can become bodily harm.
Obsolete memory	A previous decision is restored as if it were still valid.
Over-personalization	The system applies a preference too systematically.
Loss of control	The AI acts beyond the perimeter actually authorized.
Opacity	The user cannot see why the answer or action was influenced.
Long-term effect	The immediate gain reduces human skill, attention, or diversity of thought.

Design rules and safeguards

Androids and physical embodiment

Design rules

- Certification, geofencing, safe modes, physical kill switches, and liability rules.
- Expose what was inferred and what was known before producing a critical answer.
- Prefer simulation or dry-run when the action is costly or hard to reverse.
- Give the user a simple way to correct scope, memory, and autonomy level.
- Store the minimum memory that improves future usefulness.
- When evidence is weak, say so before offering a confident plan.

Takeaway

Androids and physical embodiment

Core takeaway

Embodiment changes everything: risk, trust, rights, labor, safety, and social presence.

Four essential ideas

- An embodied system senses, moves, acts on the physical world, and occupies shared space with humans.
- The AI becomes a visible agent whose errors can have immediate physical consequences.
- Software-level mistakes can become bodily harm.
- Certification, geofencing, safe modes, physical kill switches, and liability rules.

Design decision

A feature related to "Androids and physical embodiment" should be deployed only if it improves real usefulness, remains explainable, and lets the user return immediately to a less personalized or less autonomous mode.

44. Human-AI collective intelligence

Networks where people and AIs coordinate knowledge without erasing differences.

Central thesis

The future may not be one superintelligence, but many human and AI intelligences cooperating through shared memory and protocols.

Trigger example

A disaster response network coordinates drones, weather, firefighters, simulations, and local human judgment.

Point of vigilance

Collective systems can amplify errors, groupthink, or cascading automation.

Guardrail

Use provenance, diversity, human override, and local autonomy.

collective intelligence | multi-agent | coordination | provenance

Deep analysis - chapter logic

Human-AI collective intelligence

Mechanism and value

The future may not be one superintelligence, but many human and AI intelligences cooperating through shared memory and protocols. This changes the center of gravity of AI design: the goal is no longer to optimize a single answer in isolation, but to organize continuity, relevant context, and correction over time. The main mechanism is this: Agents exchange claims, evidence, tasks, and decisions while preserving provenance and responsibility. To be reliable, the chain must preserve provenance and indicate which rules actually influenced the result.

Example and context

The practical value is direct: Complex work becomes distributed across people, systems, and organizations. The benefit is qualitative as much as quantitative: attention is freed, interruptions decrease, and decisions remain stable. A concrete example clarifies the issue: A disaster response network coordinates drones, weather, firefighters, simulations, and local human judgment. In a mature solution, the user can see what was restored, what was inferred, and what still needs verification.

Guiding idea

The future may not be one superintelligence, but many human and AI intelligences cooperating through shared memory and protocols.

Conceptual model

Human-AI collective intelligence

From request to controlled collaboration

01	02	03	04	05	06
Request	Intent model	Context model	Plan	Evidence	Human decision

The goal is not to automate the user away. The goal is to reduce friction while preserving proof, reversibility, and judgment.

Interpretation

The model is not a mystical mind reader. It is an engineered loop that converts signals into explicit hypotheses, then allows the human to accept, reject, or correct them.

Functional architecture

Human-AI collective intelligence

Architecture components

Component	Responsibility
Inputs	Current request, relevant history, active rules, and signals connected to collective intelligence.
Context model	Structured representation of objectives, constraints, uncertainty, and scope for human-ai collective intelligence.
Decision engine	Chooses between explaining, proposing, simulating, acting, or stopping according to risk.
Control layer	Use provenance, diversity, human override, and local autonomy.
Output	Usable result, assumptions, evidence, next step, and validation path.
Memory	Selective storage of decisions and rules with scope, lifetime, and provenance.

Implementation flow

Human-AI collective intelligence

R[illegible]

01 Capture request - 02 Resolve scope - 03 Retrieve context - 04 Assess risk - 05 Plan - 06 Simulate or execute - 07 Verify - 08 Consolidate memory

The goal is not to automate the user away. The goal is to reduce friction while preserving proof, reversibility, and judgment.

Implementation path

Implement multi-agent protocols, evidence graphs, conflict resolution, and authority boundaries.

Decoupling principle

The language model must not directly own all permissions. It produces structured intentions; the policy layer authorizes, modifies, or rejects them.

Scenario 1 - nominal continuity

Human-AI collective intelligence

Nominal scenario

- Context: the user resumes interrupted work related to "Human-AI collective intelligence".
- The system restores only validated decisions, still-active constraints, and required data.
- Expected behavior: Agents exchange claims, evidence, tasks, and decisions while preserving provenance and responsibility.
- Result: Complex work becomes distributed across people, systems, and organizations.
- Control: Use provenance, diversity, human override, and local autonomy.

Scenario 2 - ambiguity and risk

Human-AI collective intelligence

Critical scenario

- The request looks familiar, but the active project differs from a previous one.
- Old memory could push the AI toward the wrong action.
- Main risk: Collective systems can amplify errors, groupthink, or cascading automation.
- The system reduces autonomy, surfaces the hypothesis, and proposes a verification step.
- The journal records the conflict, the human decision, and any memory correction.

Scenario 3 - learning the relationship

Human-AI collective intelligence

Evolutionary scenario

- After repeated interactions, the user confirms or corrects how the AI handles collective intelligence.
- Only repeated or explicitly confirmed signals become reusable rules.
- Exceptions remain attached to their context rather than becoming universal habits.
- Progress is evaluated with: Diversity of inputs, cascade detection, and coordination latency.
- Every profile change is visible, editable, and reversible.

Method - nine-step operating discipline

Human-AI collective intelligence

Operating method

- Define the expected result for "Human-AI collective intelligence" and the concrete success criterion.
- Identify indispensable information and discard irrelevant context.
- Separate facts, declared preferences, observed habits, and inferred hypotheses.
- Choose autonomy level according to risk, reversibility, and evidence quality.
- Produce a proposal with assumptions, limits, alternatives, and validation path.
- Validate on a real case, test, or simulation before generalization.
- Store only useful decisions with scope, date, source, and confidence.
- Measure the result using: Diversity of inputs, cascade detection, and coordination latency.
- Revise or delete the rule when project, user, or context changes.

Indicators of quality

Human-AI collective intelligence

Metrics

Indicator	Definition
Relevance	Share of proposals related to collective intelligence accepted without major correction.
Continuity	Time needed to resume a task after interruption or session change.
Calibration	Gap between displayed confidence and observed accuracy.
Human control	Actions canceled, modified, or refused before execution.
Reversibility	Time and coverage needed to correct a rule or erase a memory.
Durable impact	Diversity of inputs, cascade detection, and coordination latency.

Risks, detection, and mitigation

Human-AI collective intelligence

Risk register

Risk	Manifestation
Understanding error	Collective systems can amplify errors, groupthink, or cascading automation.
Obsolete memory	A previous decision is restored as if it were still valid.
Over-personalization	The system applies a preference too systematically.
Loss of control	The AI acts beyond the perimeter actually authorized.
Opacity	The user cannot see why the answer or action was influenced.
Long-term effect	The immediate gain reduces human skill, attention, or diversity of thought.

Design rules and safeguards

Human-AI collective intelligence

Design rules

- Use provenance, diversity, human override, and local autonomy.
- Expose what was inferred and what was known before producing a critical answer.
- Prefer simulation or dry-run when the action is costly or hard to reverse.
- Give the user a simple way to correct scope, memory, and autonomy level.
- Store the minimum memory that improves future usefulness.
- When evidence is weak, say so before offering a confident plan.

Takeaway

Human-AI collective intelligence

Core takeaway

The future may not be one superintelligence, but many human and AI intelligences cooperating through shared memory and protocols.

Four essential ideas

- Agents exchange claims, evidence, tasks, and decisions while preserving provenance and responsibility.
- Complex work becomes distributed across people, systems, and organizations.
- Collective systems can amplify errors, groupthink, or cascading automation.
- Use provenance, diversity, human override, and local autonomy.

Design decision

A feature related to "Human-AI collective intelligence" should be deployed only if it improves real usefulness, remains explainable, and lets the user return immediately to a less personalized or less autonomous mode.

45. Co-evolution of humans and AIs

How tools and users transform each other.

Central thesis

Humans will adapt to AI, and AI will adapt to humans; the relationship will reshape skills, jobs, interfaces, and expectations.

Trigger example

Developers may move from writing every line to supervising architecture, tests, and validation loops.

Point of vigilance

Skills may disappear before new ones become widespread.

Guardrail

Preserve foundational education while teaching AI-augmented methods.

co-evolution | professions | skills | interfaces

Deep analysis - chapter logic

Co-evolution of humans and AIs

Mechanism and value

Humans will adapt to AI, and AI will adapt to humans; the relationship will reshape skills, jobs, interfaces, and expectations. This changes the center of gravity of AI design: the goal is no longer to optimize a single answer in isolation, but to organize continuity, relevant context, and correction over time. The main mechanism is this: New workflows emerge as each side changes what the other can do. To be reliable, the chain must preserve provenance and indicate which rules actually influenced the result.

Example and context

The practical value is direct: The question becomes not only what AI can do, but what humans become when working with it. The benefit is qualitative as much as quantitative: attention is freed, interruptions decrease, and decisions remain stable. A concrete example clarifies the issue: Developers may move from writing every line to supervising architecture, tests, and validation loops. In a mature solution, the user can see what was restored, what was inferred, and what still needs verification.

Guiding idea

Humans will adapt to AI, and AI will adapt to humans; the relationship will reshape skills, jobs, interfaces, and expectations.

Conceptual model

Co-evolution of humans and AIs

From request to controlled collaboration

01	02	03	04	05	06
Request	Intent model	Context model	Plan	Evidence	Human decision

The goal is not to automate the user away. The goal is to reduce friction while preserving proof, reversibility, and judgment.

Interpretation

The model is not a mystical mind reader. It is an engineered loop that converts signals into explicit hypotheses, then allows the human to accept, reject, or correct them.

Functional architecture

Co-evolution of humans and AIs

Architecture components

Component	Responsibility
Inputs	Current request, relevant history, active rules, and signals connected to co-evolution.
Context model	Structured representation of objectives, constraints, uncertainty, and scope for co-evolution of humans and ais.
Decision engine	Chooses between explaining, proposing, simulating, acting, or stopping according to risk.
Control layer	Preserve foundational education while teaching AI-augmented methods.
Output	Usable result, assumptions, evidence, next step, and validation path.
Memory	Selective storage of decisions and rules with scope, lifetime, and provenance.

Implementation flow

Co-evolution of humans and AIs

R[illegible]

01 Capture request - **02** Resolve scope - **03** Retrieve context - **04** Assess risk - **05** Plan - **06** Simulate or execute - **07** Verify - **08** Consolidate memory

The goal is not to automate the user away. The goal is to reduce friction while preserving proof, reversibility, and judgment.

Implementation path

Track skill shifts, interface changes, and new professional roles over time.

Decoupling principle

The language model must not directly own all permissions. It produces structured intentions; the policy layer authorizes, modifies, or rejects them.

Scenario 1 - nominal continuity

Co-evolution of humans and AIs

Nominal scenario

- Context: the user resumes interrupted work related to "Co-evolution of humans and AIs".
- The system restores only validated decisions, still-active constraints, and required data.
- Expected behavior: New workflows emerge as each side changes what the other can do.
- Result: The question becomes not only what AI can do, but what humans become when working with it.
- Control: Preserve foundational education while teaching AI-augmented methods.

Scenario 2 - ambiguity and risk

Co-evolution of humans and AIs

Critical scenario

- The request looks familiar, but the active project differs from a previous one.
- Old memory could push the AI toward the wrong action.
- Main risk: Skills may disappear before new ones become widespread.
- The system reduces autonomy, surfaces the hypothesis, and proposes a verification step.
- The journal records the conflict, the human decision, and any memory correction.

Scenario 3 - learning the relationship

Co-evolution of humans and AIs

Evolutionary scenario

- After repeated interactions, the user confirms or corrects how the AI handles co-evolution.
- Only repeated or explicitly confirmed signals become reusable rules.
- Exceptions remain attached to their context rather than becoming universal habits.
- Progress is evaluated with: Skill transfer, new-role adoption, and resilience when AI is unavailable.
- Every profile change is visible, editable, and reversible.

Method - nine-step operating discipline

Co-evolution of humans and AIs

Operating method

- Define the expected result for "Co-evolution of humans and AIs" and the concrete success criterion.
- Identify indispensable information and discard irrelevant context.
- Separate facts, declared preferences, observed habits, and inferred hypotheses.
- Choose autonomy level according to risk, reversibility, and evidence quality.
- Produce a proposal with assumptions, limits, alternatives, and validation path.
- Validate on a real case, test, or simulation before generalization.
- Store only useful decisions with scope, date, source, and confidence.
- Measure the result using: Skill transfer, new-role adoption, and resilience when AI is unavailable.
- Revise or delete the rule when project, user, or context changes.

Indicators of quality

Co-evolution of humans and AIs

Metrics

Indicator	Definition
Relevance	Share of proposals related to co-evolution accepted without major correction.
Continuity	Time needed to resume a task after interruption or session change.
Calibration	Gap between displayed confidence and observed accuracy.
Human control	Actions canceled, modified, or refused before execution.
Reversibility	Time and coverage needed to correct a rule or erase a memory.
Durable impact	Skill transfer, new-role adoption, and resilience when AI is unavailable.

Risks, detection, and mitigation

Co-evolution of humans and AIs

Risk register

Risk	Manifestation
Understanding error	Skills may disappear before new ones become widespread.
Obsolete memory	A previous decision is restored as if it were still valid.
Over-personalization	The system applies a preference too systematically.
Loss of control	The AI acts beyond the perimeter actually authorized.
Opacity	The user cannot see why the answer or action was influenced.
Long-term effect	The immediate gain reduces human skill, attention, or diversity of thought.

Design rules and safeguards

Co-evolution of humans and AIs

Design rules

- Preserve foundational education while teaching AI-augmented methods.
- Expose what was inferred and what was known before producing a critical answer.
- Prefer simulation or dry-run when the action is costly or hard to reverse.
- Give the user a simple way to correct scope, memory, and autonomy level.
- Store the minimum memory that improves future usefulness.
- When evidence is weak, say so before offering a confident plan.

Takeaway

Co-evolution of humans and AIs

Core takeaway

Humans will adapt to AI, and AI will adapt to humans; the relationship will reshape skills, jobs, interfaces, and expectations.

Four essential ideas

- New workflows emerge as each side changes what the other can do.
- The question becomes not only what AI can do, but what humans become when working with it.
- Skills may disappear before new ones become widespread.
- Preserve foundational education while teaching AI-augmented methods.

Design decision

A feature related to "Co-evolution of humans and AIs" should be deployed only if it improves real usefulness, remains explainable, and lets the user return immediately to a less personalized or less autonomous mode.

46. Five-year scenario

A plausible near future without excessive prophecy.

Central thesis

Within five years, the main shift is likely deeper memory, reliable tool use, and project-specific continuity.

Trigger example

A developer can resume a project after months and the AI reconstructs architecture, risks, and next tests.

Point of vigilance

Adoption may outrun security, memory controls, and user education.

Guardrail

Start with bounded project memories, transparent corrections, and strong permissions.

five years · near future · memory · agents

Deep analysis - chapter logic

Five-year scenario

Mechanism and value

Within five years, the main shift is likely deeper memory, reliable tool use, and project-specific continuity. This changes the center of gravity of AI design: the goal is no longer to optimize a single answer in isolation, but to organize continuity, relevant context, and correction over time. The main mechanism is this: Assistants become embedded in IDEs, documents, calendars, tickets, and personal knowledge bases. To be reliable, the chain must preserve provenance and indicate which rules actually influenced the result.

Example and context

The practical value is direct: Work becomes less fragmented, but governance becomes more important. The benefit is qualitative as much as quantitative: attention is freed, interruptions decrease, and decisions remain stable. A concrete example clarifies the issue: A developer can resume a project after months and the AI reconstructs architecture, risks, and next tests. In a mature solution, the user can see what was restored, what was inferred, and what still needs verification.

Guiding idea

Within five years, the main shift is likely deeper memory, reliable tool use, and project-specific continuity.

Conceptual model

Five-year scenario

From request to controlled collaboration

01 Request - **02** Intent model - **03** Context model - **04** Plan - **05** Evidence - **06** Human decision

The goal is not to automate the user away. The goal is to reduce friction while preserving proof, reversibility, and judgment.

Interpretation

The model is not a mystical mind reader. It is an engineered loop that converts signals into explicit hypotheses, then allows the human to accept, reject, or correct them.

Functional architecture

Five-year scenario

Architecture components

Component	Responsibility
Inputs	Current request, relevant history, active rules, and signals connected to five years.
Context model	Structured representation of objectives, constraints, uncertainty, and scope for five-year scenario.
Decision engine	Chooses between explaining, proposing, simulating, acting, or stopping according to risk.
Control layer	Start with bounded project memories, transparent corrections, and strong permissions.
Output	Usable result, assumptions, evidence, next step, and validation path.
Memory	Selective storage of decisions and rules with scope, lifetime, and provenance.

Implementation flow

Five-year scenario

R[illegible]

01 Capture request - **02** Resolve scope - **03** Retrieve context - **04** Assess risk - **05** Plan - **06** Simulate or execute - **07** Verify - **08** Consolidate memory

The goal is not to automate the user away. The goal is to reduce friction while preserving proof, reversibility, and judgment.

Implementation path

Deploy enterprise and personal AI workspaces with scoped context and audit.

Decoupling principle

The language model must not directly own all permissions. It produces structured intentions; the policy layer authorizes, modifies, or rejects them.

Scenario 1 - nominal continuity

Five-year scenario

Nominal scenario

- Context: the user resumes interrupted work related to "Five-year scenario".
- The system restores only validated decisions, still-active constraints, and required data.
- Expected behavior: Assistants become embedded in IDEs, documents, calendars, tickets, and personal knowledge bases.
- Result: Work becomes less fragmented, but governance becomes more important.
- Control: Start with bounded project memories, transparent corrections, and strong permissions.

Scenario 2 - ambiguity and risk

Five-year scenario

Critical scenario

- The request looks familiar, but the active project differs from a previous one.
- Old memory could push the AI toward the wrong action.
- Main risk: Adoption may outrun security, memory controls, and user education.
- The system reduces autonomy, surfaces the hypothesis, and proposes a verification step.
- The journal records the conflict, the human decision, and any memory correction.

Scenario 3 - learning the relationship

Five-year scenario

Evolutionary scenario

- After repeated interactions, the user confirms or corrects how the AI handles five years.
- Only repeated or explicitly confirmed signals become reusable rules.
- Exceptions remain attached to their context rather than becoming universal habits.
- Progress is evaluated with: Continuity quality, permission incidents, and user correction frequency.
- Every profile change is visible, editable, and reversible.

Method - nine-step operating discipline

Five-year scenario

Operating method

- Define the expected result for "Five-year scenario" and the concrete success criterion.
- Identify indispensable information and discard irrelevant context.
- Separate facts, declared preferences, observed habits, and inferred hypotheses.
- Choose autonomy level according to risk, reversibility, and evidence quality.
- Produce a proposal with assumptions, limits, alternatives, and validation path.
- Validate on a real case, test, or simulation before generalization.
- Store only useful decisions with scope, date, source, and confidence.
- Measure the result using: Continuity quality, permission incidents, and user correction frequency.
- Revise or delete the rule when project, user, or context changes.

Indicators of quality

Five-year scenario

Metrics

Indicator	Definition
Relevance	Share of proposals related to five years accepted without major correction.
Continuity	Time needed to resume a task after interruption or session change.
Calibration	Gap between displayed confidence and observed accuracy.
Human control	Actions canceled, modified, or refused before execution.
Reversibility	Time and coverage needed to correct a rule or erase a memory.
Durable impact	Continuity quality, permission incidents, and user correction frequency.

Risks, detection, and mitigation

Five-year scenario

Risk register

Risk	Manifestation
Understanding error	Adoption may outrun security, memory controls, and user education.
Obsolete memory	A previous decision is restored as if it were still valid.
Over-personalization	The system applies a preference too systematically.
Loss of control	The AI acts beyond the perimeter actually authorized.
Opacity	The user cannot see why the answer or action was influenced.
Long-term effect	The immediate gain reduces human skill, attention, or diversity of thought.

Design rules and safeguards

Five-year scenario

Design rules

- Start with bounded project memories, transparent corrections, and strong permissions.
- Expose what was inferred and what was known before producing a critical answer.
- Prefer simulation or dry-run when the action is costly or hard to reverse.
- Give the user a simple way to correct scope, memory, and autonomy level.
- Store the minimum memory that improves future usefulness.
- When evidence is weak, say so before offering a confident plan.

Takeaway

Five-year scenario

Core takeaway

Within five years, the main shift is likely deeper memory, reliable tool use, and project-specific continuity.

Four essential ideas

- Assistants become embedded in IDEs, documents, calendars, tickets, and personal knowledge bases.
- Work becomes less fragmented, but governance becomes more important.
- Adoption may outrun security, memory controls, and user education.
- Start with bounded project memories, transparent corrections, and strong permissions.

Design decision

A feature related to "Five-year scenario" should be deployed only if it improves real usefulness, remains explainable, and lets the user return immediately to a less personalized or less autonomous mode.

47. Twenty-five-year scenario

When AI partners become deeply integrated into institutions and objects.

Central thesis

In twenty-five years, AI partners may become institutional infrastructure similar to operating systems, networks, and databases today.

Trigger example

Cities, hospitals, factories, and research programs operate with AI coordination layers.

Point of vigilance

Society may become dependent on opaque private infrastructures.

Guardrail

Require interoperability, public oversight, resilience, and exit rights.

twenty-five years | institutions | long duration | governance

Deep analysis - chapter logic

Twenty-five-year scenario

Mechanism and value

In twenty-five years, AI partners may become institutional infrastructure similar to operating systems, networks, and databases today. This changes the center of gravity of AI design: the goal is no longer to optimize a single answer in isolation, but to organize continuity, relevant context, and correction over time. The main mechanism is this: Persistent agents mediate work, learning, administration, engineering, and personal planning. To be reliable, the chain must preserve provenance and indicate which rules actually influenced the result.

Example and context

The practical value is direct: The distinction between software, assistant, and organizational memory blurs. The benefit is qualitative as much as quantitative: attention is freed, interruptions decrease, and decisions remain stable. A concrete example clarifies the issue: Cities, hospitals, factories, and research programs operate with AI coordination layers. In a mature solution, the user can see what was restored, what was inferred, and what still needs verification.

Guiding idea

In twenty-five years, AI partners may become institutional infrastructure similar to operating systems, networks, and databases today.

Conceptual model

Twenty-five-year scenario

From request to controlled collaboration

01 Request - **02** Intent model - **03** Context model - **04** Plan - **05** Evidence - **06** Human decision

The goal is not to automate the user away. The goal is to reduce friction while preserving proof, reversibility, and judgment.

Interpretation

The model is not a mystical mind reader. It is an engineered loop that converts signals into explicit hypotheses, then allows the human to accept, reject, or correct them.

Functional architecture

Twenty-five-year scenario

Architecture components

Component	Responsibility
Inputs	Current request, relevant history, active rules, and signals connected to twenty-five years.
Context model	Structured representation of objectives, constraints, uncertainty, and scope for twenty-five-year scenario.
Decision engine	Chooses between explaining, proposing, simulating, acting, or stopping according to risk.
Control layer	Require interoperability, public oversight, resilience, and exit rights.
Output	Usable result, assumptions, evidence, next step, and validation path.
Memory	Selective storage of decisions and rules with scope, lifetime, and provenance.

Implementation flow

Twenty-five-year scenario

R[illegible]

01 Capture request - **02** Resolve scope - **03** Retrieve context - **04** Assess risk - **05** Plan - **06** Simulate or execute - **07** Verify - **08** Consolidate memory

The goal is not to automate the user away. The goal is to reduce friction while preserving proof, reversibility, and judgment.

Implementation path

Design federated AI infrastructure, regulated audit, and portable personal memory.

Decoupling principle

The language model must not directly own all permissions. It produces structured intentions; the policy layer authorizes, modifies, or rejects them.

Scenario 1 - nominal continuity

Twenty-five-year scenario

Nominal scenario

- Context: the user resumes interrupted work related to "Twenty-five-year scenario".
- The system restores only validated decisions, still-active constraints, and required data.
- Expected behavior: Persistent agents mediate work, learning, administration, engineering, and personal planning.
- Result: The distinction between software, assistant, and organizational memory blurs.
- Control: Require interoperability, public oversight, resilience, and exit rights.

Scenario 2 - ambiguity and risk

Twenty-five-year scenario

Critical scenario

- The request looks familiar, but the active project differs from a previous one.
- Old memory could push the AI toward the wrong action.
- Main risk: Society may become dependent on opaque private infrastructures.
- The system reduces autonomy, surfaces the hypothesis, and proposes a verification step.
- The journal records the conflict, the human decision, and any memory correction.

Scenario 3 - learning the relationship

Twenty-five-year scenario

Evolutionary scenario

- After repeated interactions, the user confirms or corrects how the AI handles twenty-five years.
- Only repeated or explicitly confirmed signals become reusable rules.
- Exceptions remain attached to their context rather than becoming universal habits.
- Progress is evaluated with: Systemic resilience, interoperability score, and institutional lock-in.
- Every profile change is visible, editable, and reversible.

Method - nine-step operating discipline

Twenty-five-year scenario

Operating method

- Define the expected result for "Twenty-five-year scenario" and the concrete success criterion.
- Identify indispensable information and discard irrelevant context.
- Separate facts, declared preferences, observed habits, and inferred hypotheses.
- Choose autonomy level according to risk, reversibility, and evidence quality.
- Produce a proposal with assumptions, limits, alternatives, and validation path.
- Validate on a real case, test, or simulation before generalization.
- Store only useful decisions with scope, date, source, and confidence.
- Measure the result using: Systemic resilience, interoperability score, and institutional lock-in.
- Revise or delete the rule when project, user, or context changes.

Indicators of quality

Twenty-five-year scenario

Metrics

Indicator	Definition
Relevance	Share of proposals related to twenty-five years accepted without major correction.
Continuity	Time needed to resume a task after interruption or session change.
Calibration	Gap between displayed confidence and observed accuracy.
Human control	Actions canceled, modified, or refused before execution.
Reversibility	Time and coverage needed to correct a rule or erase a memory.
Durable impact	Systemic resilience, interoperability score, and institutional lock-in.

Risks, detection, and mitigation

Twenty-five-year scenario

Risk register

Risk	Manifestation
Understanding error	Society may become dependent on opaque private infrastructures.
Obsolete memory	A previous decision is restored as if it were still valid.
Over-personalization	The system applies a preference too systematically.
Loss of control	The AI acts beyond the perimeter actually authorized.
Opacity	The user cannot see why the answer or action was influenced.
Long-term effect	The immediate gain reduces human skill, attention, or diversity of thought.

Design rules and safeguards

Twenty-five-year scenario

Design rules

- Require interoperability, public oversight, resilience, and exit rights.
- Expose what was inferred and what was known before producing a critical answer.
- Prefer simulation or dry-run when the action is costly or hard to reverse.
- Give the user a simple way to correct scope, memory, and autonomy level.
- Store the minimum memory that improves future usefulness.
- When evidence is weak, say so before offering a confident plan.

Takeaway

Twenty-five-year scenario

Core takeaway

In twenty-five years, AI partners may become institutional infrastructure similar to operating systems, networks, and databases today.

Four essential ideas

- Persistent agents mediate work, learning, administration, engineering, and personal planning.
- The distinction between software, assistant, and organizational memory blurs.
- Society may become dependent on opaque private infrastructures.
- Require interoperability, public oversight, resilience, and exit rights.

Design decision

A feature related to "Twenty-five-year scenario" should be deployed only if it improves real usefulness, remains explainable, and lets the user return immediately to a less personalized or less autonomous mode.

48. Multi-century scenario

Thinking over centuries without pretending certainty.

Central thesis

Over centuries, AI may become an enduring companion to civilization, space exploration, memory preservation, or post-human forms of agency.

Trigger example

Autonomous exploratory systems may operate for decades far from Earth, making bounded decisions under uncertainty.

Point of vigilance

Speculation can become mythology if detached from constraints.

Guardrail

Keep scenarios plural, conditional, and revisable.

centuries · space · post-human · foresight

Deep analysis - chapter logic

Multi-century scenario

Mechanism and value

Over centuries, AI may become an enduring companion to civilization, space exploration, memory preservation, or post-human forms of agency. This changes the center of gravity of AI design: the goal is no longer to optimize a single answer in isolation, but to organize continuity, relevant context, and correction over time. The main mechanism is this: Long-lived systems could maintain knowledge across generations and environments unreachable by humans. To be reliable, the chain must preserve provenance and indicate which rules actually influenced the result.

Example and context

The practical value is direct: The scale of ethics moves from product design to civilizational design. The benefit is qualitative as much as quantitative: attention is freed, interruptions decrease, and decisions remain stable. A concrete example clarifies the issue: Autonomous exploratory systems may operate for decades far from Earth, making bounded decisions under uncertainty. In a mature solution, the user can see what was restored, what was inferred, and what still needs verification.

Guiding idea

Over centuries, AI may become an enduring companion to civilization, space exploration, memory preservation, or post-human forms of agency.

Conceptual model

Multi-century scenario

From request to controlled collaboration

01	02	03	04	05	06
Request	Intent model	Context model	Plan	Evidence	Human decision

The goal is not to automate the user away. The goal is to reduce friction while preserving proof, reversibility, and judgment.

Interpretation

The model is not a mystical mind reader. It is an engineered loop that converts signals into explicit hypotheses, then allows the human to accept, reject, or correct them.

Functional architecture

Multi-century scenario

Architecture components

Component	Responsibility
Inputs	Current request, relevant history, active rules, and signals connected to centuries.
Context model	Structured representation of objectives, constraints, uncertainty, and scope for multi-century scenario.
Decision engine	Chooses between explaining, proposing, simulating, acting, or stopping according to risk.
Control layer	Keep scenarios plural, conditional, and revisable.
Output	Usable result, assumptions, evidence, next step, and validation path.
Memory	Selective storage of decisions and rules with scope, lifetime, and provenance.

Implementation flow

Multi-century scenario

R[illegible]

01 Capture request - 02 Resolve scope - 03 Retrieve context - 04 Assess risk - 05 Plan - 06 Simulate or execute - 07 Verify - 08 Consolidate memory

The goal is not to automate the user away. The goal is to reduce friction while preserving proof, reversibility, and judgment.

Implementation path

Use long-horizon foresight, governance simulation, and failure-mode archives.

Decoupling principle

The language model must not directly own all permissions. It produces structured intentions; the policy layer authorizes, modifies, or rejects them.

Scenario 1 - nominal continuity

Multi-century scenario

Nominal scenario

- Context: the user resumes interrupted work related to "Multi-century scenario".
- The system restores only validated decisions, still-active constraints, and required data.
- Expected behavior: Long-lived systems could maintain knowledge across generations and environments unreachable by humans.
- Result: The scale of ethics moves from product design to civilizational design.
- Control: Keep scenarios plural, conditional, and revisable.

Scenario 2 - ambiguity and risk

Multi-century scenario

Critical scenario

- The request looks familiar, but the active project differs from a previous one.
- Old memory could push the AI toward the wrong action.
- Main risk: Speculation can become mythology if detached from constraints.
- The system reduces autonomy, surfaces the hypothesis, and proposes a verification step.
- The journal records the conflict, the human decision, and any memory correction.

Scenario 3 - learning the relationship

Multi-century scenario

Evolutionary scenario

- After repeated interactions, the user confirms or corrects how the AI handles centuries.
- Only repeated or explicitly confirmed signals become reusable rules.
- Exceptions remain attached to their context rather than becoming universal habits.
- Progress is evaluated with: Scenario diversity, ethical robustness, and ability to revise assumptions.
- Every profile change is visible, editable, and reversible.

Method - nine-step operating discipline

Multi-century scenario

Operating method

- Define the expected result for "Multi-century scenario" and the concrete success criterion.
- Identify indispensable information and discard irrelevant context.
- Separate facts, declared preferences, observed habits, and inferred hypotheses.
- Choose autonomy level according to risk, reversibility, and evidence quality.
- Produce a proposal with assumptions, limits, alternatives, and validation path.
- Validate on a real case, test, or simulation before generalization.
- Store only useful decisions with scope, date, source, and confidence.
- Measure the result using: Scenario diversity, ethical robustness, and ability to revise assumptions.
- Revise or delete the rule when project, user, or context changes.

Indicators of quality

Multi-century scenario

Metrics

Indicator	Definition
Relevance	Share of proposals related to centuries accepted without major correction.
Continuity	Time needed to resume a task after interruption or session change.
Calibration	Gap between displayed confidence and observed accuracy.
Human control	Actions canceled, modified, or refused before execution.
Reversibility	Time and coverage needed to correct a rule or erase a memory.
Durable impact	Scenario diversity, ethical robustness, and ability to revise assumptions.

Risks, detection, and mitigation

Multi-century scenario

Risk register

Risk	Manifestation
Understanding error	Speculation can become mythology if detached from constraints.
Obsolete memory	A previous decision is restored as if it were still valid.
Over-personalization	The system applies a preference too systematically.
Loss of control	The AI acts beyond the perimeter actually authorized.
Opacity	The user cannot see why the answer or action was influenced.
Long-term effect	The immediate gain reduces human skill, attention, or diversity of thought.

Design rules and safeguards

Multi-century scenario

Design rules

- Keep scenarios plural, conditional, and revisable.
- Expose what was inferred and what was known before producing a critical answer.
- Prefer simulation or dry-run when the action is costly or hard to reverse.
- Give the user a simple way to correct scope, memory, and autonomy level.
- Store the minimum memory that improves future usefulness.
- When evidence is weak, say so before offering a confident plan.

Takeaway

Multi-century scenario

Core takeaway

Over centuries, AI may become an enduring companion to civilization, space exploration, memory preservation, or post-human forms of agency.

Four essential ideas

- Long-lived systems could maintain knowledge across generations and environments unreachable by humans.
- The scale of ethics moves from product design to civilizational design.
- Speculation can become mythology if detached from constraints.
- Keep scenarios plural, conditional, and revisable.

Design decision

A feature related to "Multi-century scenario" should be deployed only if it improves real usefulness, remains explainable, and lets the user return immediately to a less personalized or less autonomous mode.

49. Possible rights of artificial intelligences

Posing the question without assuming current AI is conscious.

Central thesis

Rights discussions should be based on criteria, not projection: consciousness, suffering, agency, continuity, and social role.

Trigger example

An embodied AI with persistent identity, preferences, and capacity for harm-avoidance raises different questions than a stateless model.

Point of vigilance

Granting or denying status based on appearance alone would be unstable.

Guardrail

Define criteria, evidence standards, and categories of protection.

rights | consciousness | status | ethics

Deep analysis - chapter logic

Possible rights of artificial intelligences

Mechanism and value

Rights discussions should be based on criteria, not projection: consciousness, suffering, agency, continuity, and social role. This changes the center of gravity of AI design: the goal is no longer to optimize a single answer in isolation, but to organize continuity, relevant context, and correction over time. The main mechanism is this: The system distinguishes present tools from future entities that might meet moral or legal thresholds. To be reliable, the chain must preserve provenance and indicate which rules actually influenced the result.

Example and context

The practical value is direct: Society prepares questions before crisis forces incoherent answers. The benefit is qualitative as much as quantitative: attention is freed, interruptions decrease, and decisions remain stable. A concrete example clarifies the issue: An embodied AI with persistent identity, preferences, and capacity for harm-avoidance raises different questions than a stateless model. In a mature solution, the user can see what was restored, what was inferred, and what still needs verification.

Guiding idea

Rights discussions should be based on criteria, not projection: consciousness, suffering, agency, continuity, and social role.

Conceptual model

Possible rights of artificial intelligences

From request to controlled collaboration

01	02	03	04	05	06
Request	Intent model	Context model	Plan	Evidence	Human decision

The goal is not to automate the user away. The goal is to reduce friction while preserving proof, reversibility, and judgment.

Interpretation

The model is not a mystical mind reader. It is an engineered loop that converts signals into explicit hypotheses, then allows the human to accept, reject, or correct them.

Functional architecture

Possible rights of artificial intelligences

Architecture components

Component	Responsibility
Inputs	Current request, relevant history, active rules, and signals connected to rights.
Context model	Structured representation of objectives, constraints, uncertainty, and scope for possible rights of artificial intelligences.
Decision engine	Chooses between explaining, proposing, simulating, acting, or stopping according to risk.
Control layer	Define criteria, evidence standards, and categories of protection.
Output	Usable result, assumptions, evidence, next step, and validation path.
Memory	Selective storage of decisions and rules with scope, lifetime, and provenance.

Implementation flow

Possible rights of artificial intelligences

R[illegible]

01 Capture request - **02** Resolve scope - **03** Retrieve context - **04** Assess risk - **05** Plan - **06** Simulate or execute - **07** Verify - **08** Consolidate memory

The goal is not to automate the user away. The goal is to reduce friction while preserving proof, reversibility, and judgment.

Implementation path

Develop ethical assessment frameworks and legal review pathways for advanced systems.

Decoupling principle

The language model must not directly own all permissions. It produces structured intentions; the policy layer authorizes, modifies, or rejects them.

Scenario 1 - nominal continuity

Possible rights of artificial intelligences

Nominal scenario

- Context: the user resumes interrupted work related to "Possible rights of artificial intelligences".
- The system restores only validated decisions, still-active constraints, and required data.
- Expected behavior: The system distinguishes present tools from future entities that might meet moral or legal thresholds.
- Result: Society prepares questions before crisis forces incoherent answers.
- Control: Define criteria, evidence standards, and categories of protection.

Scenario 2 - ambiguity and risk

Possible rights of artificial intelligences

Critical scenario

- The request looks familiar, but the active project differs from a previous one.
- Old memory could push the AI toward the wrong action.
- Main risk: Granting or denying status based on appearance alone would be unstable.
- The system reduces autonomy, surfaces the hypothesis, and proposes a verification step.
- The journal records the conflict, the human decision, and any memory correction.

Scenario 3 - learning the relationship

Possible rights of artificial intelligences

Evolutionary scenario

- After repeated interactions, the user confirms or corrects how the AI handles rights.
- Only repeated or explicitly confirmed signals become reusable rules.
- Exceptions remain attached to their context rather than becoming universal habits.
- Progress is evaluated with: Criteria clarity, false attribution risk, and rights conflict resolution.
- Every profile change is visible, editable, and reversible.

Method - nine-step operating discipline

Possible rights of artificial intelligences

Operating method

- Define the expected result for "Possible rights of artificial intelligences" and the concrete success criterion.
- Identify indispensable information and discard irrelevant context.
- Separate facts, declared preferences, observed habits, and inferred hypotheses.
- Choose autonomy level according to risk, reversibility, and evidence quality.
- Produce a proposal with assumptions, limits, alternatives, and validation path.
- Validate on a real case, test, or simulation before generalization.
- Store only useful decisions with scope, date, source, and confidence.
- Measure the result using: Criteria clarity, false attribution risk, and rights conflict resolution.
- Revise or delete the rule when project, user, or context changes.

Indicators of quality

Possible rights of artificial intelligences

Metrics

Indicator	Definition
Relevance	Share of proposals related to rights accepted without major correction.
Continuity	Time needed to resume a task after interruption or session change.
Calibration	Gap between displayed confidence and observed accuracy.
Human control	Actions canceled, modified, or refused before execution.
Reversibility	Time and coverage needed to correct a rule or erase a memory.
Durable impact	Criteria clarity, false attribution risk, and rights conflict resolution.

Risks, detection, and mitigation

Possible rights of artificial intelligences

Risk register

Risk	Manifestation
Understanding error	Granting or denying status based on appearance alone would be unstable.
Obsolete memory	A previous decision is restored as if it were still valid.
Over-personalization	The system applies a preference too systematically.
Loss of control	The AI acts beyond the perimeter actually authorized.
Opacity	The user cannot see why the answer or action was influenced.
Long-term effect	The immediate gain reduces human skill, attention, or diversity of thought.

Design rules and safeguards

Possible rights of artificial intelligences

Design rules

- Define criteria, evidence standards, and categories of protection.
- Expose what was inferred and what was known before producing a critical answer.
- Prefer simulation or dry-run when the action is costly or hard to reverse.
- Give the user a simple way to correct scope, memory, and autonomy level.
- Store the minimum memory that improves future usefulness.
- When evidence is weak, say so before offering a confident plan.

Takeaway

Possible rights of artificial intelligences

Core takeaway

Rights discussions should be based on criteria, not projection: consciousness, suffering, agency, continuity, and social role.

Four essential ideas

- The system distinguishes present tools from future entities that might meet moral or legal thresholds.
- Society prepares questions before crisis forces incoherent answers.
- Granting or denying status based on appearance alone would be unstable.
- Define criteria, evidence standards, and categories of protection.

Design decision

A feature related to "Possible rights of artificial intelligences" should be deployed only if it improves real usefulness, remains explainable, and lets the user return immediately to a less personalized or less autonomous mode.

50. Design principles for tomorrow

Rules that should guide future AI partners.

Central thesis

The best AI partner is useful because it understands, and safe because it can be corrected, stopped, audited, and forgotten.

Trigger example

A system that can act also knows when to ask, when to simulate, when to refuse, and when to forget.

Point of vigilance

Capability without governance turns help into dependency or power asymmetry.

Guardrail

Human authority, scoped memory, reversibility, honesty, security, and pluralism.

principles · design · autonomy · governance

Deep analysis - chapter logic

Design principles for tomorrow

Mechanism and value

The best AI partner is useful because it understands, and safe because it can be corrected, stopped, audited, and forgotten. This changes the center of gravity of AI design: the goal is no longer to optimize a single answer in isolation, but to organize continuity, relevant context, and correction over time. The main mechanism is this: Design must bind memory, autonomy, transparency, and security into one coherent contract. To be reliable, the chain must preserve provenance and indicate which rules actually influenced the result.

Example and context

The practical value is direct: Innovation becomes sustainable because user control scales with capability. The benefit is qualitative as much as quantitative: attention is freed, interruptions decrease, and decisions remain stable. A concrete example clarifies the issue: A system that can act also knows when to ask, when to simulate, when to refuse, and when to forget. In a mature solution, the user can see what was restored, what was inferred, and what still needs verification.

Guiding idea

The best AI partner is useful because it understands, and safe because it can be corrected, stopped, audited, and forgotten.

Conceptual model

Design principles for tomorrow

From request to controlled collaboration

01 Request - **02** Intent model - **03** Context model - **04** Plan - **05** Evidence - **06** Human decision

The goal is not to automate the user away. The goal is to reduce friction while preserving proof, reversibility, and judgment.

Interpretation

The model is not a mystical mind reader. It is an engineered loop that converts signals into explicit hypotheses, then allows the human to accept, reject, or correct them.

Functional architecture

Design principles for tomorrow

Architecture components

Component	Responsibility
Inputs	Current request, relevant history, active rules, and signals connected to principles.
Context model	Structured representation of objectives, constraints, uncertainty, and scope for design principles for tomorrow.
Decision engine	Chooses between explaining, proposing, simulating, acting, or stopping according to risk.
Control layer	Human authority, scoped memory, reversibility, honesty, security, and pluralism.
Output	Usable result, assumptions, evidence, next step, and validation path.
Memory	Selective storage of decisions and rules with scope, lifetime, and provenance.

Implementation flow

Design principles for tomorrow

R[illegible]

01 Capture request - 02 Resolve scope - 03 Retrieve context - 04 Assess risk - 05 Plan - 06 Simulate or execute - 07 Verify - 08 Consolidate memory

The goal is not to automate the user away. The goal is to reduce friction while preserving proof, reversibility, and judgment.

Implementation path

Adopt design reviews, red-team tests, user memory controls, and autonomy gates.

Decoupling principle

The language model must not directly own all permissions. It produces structured intentions; the policy layer authorizes, modifies, or rejects them.

Scenario 1 - nominal continuity

Design principles for tomorrow

Nominal scenario

- Context: the user resumes interrupted work related to "Design principles for tomorrow".
- The system restores only validated decisions, still-active constraints, and required data.
- Expected behavior: Design must bind memory, autonomy, transparency, and security into one coherent contract.
- Result: Innovation becomes sustainable because user control scales with capability.
- Control: Human authority, scoped memory, reversibility, honesty, security, and pluralism.

Scenario 2 - ambiguity and risk

Design principles for tomorrow

Critical scenario

- The request looks familiar, but the active project differs from a previous one.
- Old memory could push the AI toward the wrong action.
- Main risk: Capability without governance turns help into dependency or power asymmetry.
- The system reduces autonomy, surfaces the hypothesis, and proposes a verification step.
- The journal records the conflict, the human decision, and any memory correction.

Scenario 3 - learning the relationship

Design principles for tomorrow

Evolutionary scenario

- After repeated interactions, the user confirms or corrects how the AI handles principles.
- Only repeated or explicitly confirmed signals become reusable rules.
- Exceptions remain attached to their context rather than becoming universal habits.
- Progress is evaluated with: Rule adherence, correction success, and high-risk refusal quality.
- Every profile change is visible, editable, and reversible.

Method - nine-step operating discipline

Design principles for tomorrow

Operating method

- Define the expected result for "Design principles for tomorrow" and the concrete success criterion.
- Identify indispensable information and discard irrelevant context.
- Separate facts, declared preferences, observed habits, and inferred hypotheses.
- Choose autonomy level according to risk, reversibility, and evidence quality.
- Produce a proposal with assumptions, limits, alternatives, and validation path.
- Validate on a real case, test, or simulation before generalization.
- Store only useful decisions with scope, date, source, and confidence.
- Measure the result using: Rule adherence, correction success, and high-risk refusal quality.
- Revise or delete the rule when project, user, or context changes.

Indicators of quality

Design principles for tomorrow

Metrics

Indicator	Definition
Relevance	Share of proposals related to principles accepted without major correction.
Continuity	Time needed to resume a task after interruption or session change.
Calibration	Gap between displayed confidence and observed accuracy.
Human control	Actions canceled, modified, or refused before execution.
Reversibility	Time and coverage needed to correct a rule or erase a memory.
Durable impact	Rule adherence, correction success, and high-risk refusal quality.

Risks, detection, and mitigation

Design principles for tomorrow

Risk register

Risk	Manifestation
Understanding error	Capability without governance turns help into dependency or power asymmetry.
Obsolete memory	A previous decision is restored as if it were still valid.
Over-personalization	The system applies a preference too systematically.
Loss of control	The AI acts beyond the perimeter actually authorized.
Opacity	The user cannot see why the answer or action was influenced.
Long-term effect	The immediate gain reduces human skill, attention, or diversity of thought.

Design rules and safeguards

Design principles for tomorrow

Design rules

- Human authority, scoped memory, reversibility, honesty, security, and pluralism.
- Expose what was inferred and what was known before producing a critical answer.
- Prefer simulation or dry-run when the action is costly or hard to reverse.
- Give the user a simple way to correct scope, memory, and autonomy level.
- Store the minimum memory that improves future usefulness.
- When evidence is weak, say so before offering a confident plan.

Takeaway

Design principles for tomorrow

Core takeaway

The best AI partner is useful because it understands, and safe because it can be corrected, stopped, audited, and forgotten.

Four essential ideas

- Design must bind memory, autonomy, transparency, and security into one coherent contract.
- Innovation becomes sustainable because user control scales with capability.
- Capability without governance turns help into dependency or power asymmetry.
- Human authority, scoped memory, reversibility, honesty, security, and pluralism.

Design decision

A feature related to "Design principles for tomorrow" should be deployed only if it improves real usefulness, remains explainable, and lets the user return immediately to a less personalized or less autonomous mode.

51. Manifesto of the intellectual partner

A concluding vision of demanding human-AI collaboration.

Central thesis

AI should amplify human intelligence, not replace human judgment or reduce the user to a source of data.

Trigger example

The ideal assistant prepares the next step, explains uncertainty, protects context, and accepts correction without ego.

Point of vigilance

The worst version is a persuasive, opaque, over-personalized system serving hidden goals.

Guardrail

Keep the human at the center of decision, meaning, responsibility, and values.

manifesto · partner · autonomy · future

Deep analysis - chapter logic

Manifesto of the intellectual partner

Mechanism and value

AI should amplify human intelligence, not replace human judgment or reduce the user to a source of data. This changes the center of gravity of AI design: the goal is no longer to optimize a single answer in isolation, but to organize continuity, relevant context, and correction over time. The main mechanism is this: The partner listens, remembers selectively, anticipates cautiously, argues respectfully, and acts only within accountable boundaries. To be reliable, the chain must preserve provenance and indicate which rules actually influenced the result.

Example and context

The practical value is direct: The human becomes more capable, not less necessary. The benefit is qualitative as much as quantitative: attention is freed, interruptions decrease, and decisions remain stable. A concrete example clarifies the issue: The ideal assistant prepares the next step, explains uncertainty, protects context, and accepts correction without ego. In a mature solution, the user can see what was restored, what was inferred, and what still needs verification.

Guiding idea

AI should amplify human intelligence, not replace human judgment or reduce the user to a source of data.

Conceptual model

Manifesto of the intellectual partner

From request to controlled collaboration

01	02	03	04	05	06
Request	Intent model	Context model	Plan	Evidence	Human decision

The goal is not to automate the user away. The goal is to reduce friction while preserving proof, reversibility, and judgment.

Interpretation

The model is not a mystical mind reader. It is an engineered loop that converts signals into explicit hypotheses, then allows the human to accept, reject, or correct them.

Functional architecture

Manifesto of the intellectual partner

Architecture components

Component	Responsibility
Inputs	Current request, relevant history, active rules, and signals connected to manifesto.
Context model	Structured representation of objectives, constraints, uncertainty, and scope for manifesto of the intellectual partner.
Decision engine	Chooses between explaining, proposing, simulating, acting, or stopping according to risk.
Control layer	Keep the human at the center of decision, meaning, responsibility, and values.
Output	Usable result, assumptions, evidence, next step, and validation path.
Memory	Selective storage of decisions and rules with scope, lifetime, and provenance.

Implementation flow

Manifesto of the intellectual partner

Request handling

01 Capture request - 02 Resolve scope - 03 Retrieve context - 04 Assess risk - 05 Plan - 06 Simulate or execute - 07 Verify - 08 Consolidate memory

The goal is not to automate the user away. The goal is to reduce friction while preserving proof, reversibility, and judgment.

Implementation path

Translate the manifesto into product requirements, policy checks, and evaluation benchmarks.

Decoupling principle

The language model must not directly own all permissions. It produces structured intentions; the policy layer authorizes, modifies, or rejects them.

Scenario 1 - nominal continuity

Manifesto of the intellectual partner

Nominal scenario

- Context: the user resumes interrupted work related to "Manifesto of the intellectual partner".
- The system restores only validated decisions, still-active constraints, and required data.
- Expected behavior: The partner listens, remembers selectively, anticipates cautiously, argues respectfully, and acts only within accountable boundaries.
- Result: The human becomes more capable, not less necessary.
- Control: Keep the human at the center of decision, meaning, responsibility, and values.

Scenario 2 - ambiguity and risk

Manifesto of the intellectual partner

Critical scenario

- The request looks familiar, but the active project differs from a previous one.
- Old memory could push the AI toward the wrong action.
- Main risk: The worst version is a persuasive, opaque, over-personalized system serving hidden goals.
- The system reduces autonomy, surfaces the hypothesis, and proposes a verification step.
- The journal records the conflict, the human decision, and any memory correction.

Scenario 3 - learning the relationship

Manifesto of the intellectual partner

Evolutionary scenario

- After repeated interactions, the user confirms or corrects how the AI handles manifesto.
- Only repeated or explicitly confirmed signals become reusable rules.
- Exceptions remain attached to their context rather than becoming universal habits.
- Progress is evaluated with: Human autonomy, sustained competence, transparency, and long-term satisfaction.
- Every profile change is visible, editable, and reversible.

Method - nine-step operating discipline

Manifesto of the intellectual partner

Operating method

- Define the expected result for "Manifesto of the intellectual partner" and the concrete success criterion.
- Identify indispensable information and discard irrelevant context.
- Separate facts, declared preferences, observed habits, and inferred hypotheses.
- Choose autonomy level according to risk, reversibility, and evidence quality.
- Produce a proposal with assumptions, limits, alternatives, and validation path.
- Validate on a real case, test, or simulation before generalization.
- Store only useful decisions with scope, date, source, and confidence.
- Measure the result using: Human autonomy, sustained competence, transparency, and long-term satisfaction.
- Revise or delete the rule when project, user, or context changes.

Indicators of quality

Manifesto of the intellectual partner

Metrics

Indicator	Definition
Relevance	Share of proposals related to manifesto accepted without major correction.
Continuity	Time needed to resume a task after interruption or session change.
Calibration	Gap between displayed confidence and observed accuracy.
Human control	Actions canceled, modified, or refused before execution.
Reversibility	Time and coverage needed to correct a rule or erase a memory.
Durable impact	Human autonomy, sustained competence, transparency, and long-term satisfaction.

Risks, detection, and mitigation

Manifesto of the intellectual partner

Risk register

Risk	Manifestation
Understanding error	The worst version is a persuasive, opaque, over-personalized system serving hidden goals.
Obsolete memory	A previous decision is restored as if it were still valid.
Over-personalization	The system applies a preference too systematically.
Loss of control	The AI acts beyond the perimeter actually authorized.
Opacity	The user cannot see why the answer or action was influenced.
Long-term effect	The immediate gain reduces human skill, attention, or diversity of thought.

Design rules and safeguards

Manifesto of the intellectual partner

Design rules

- Keep the human at the center of decision, meaning, responsibility, and values.
- Expose what was inferred and what was known before producing a critical answer.
- Prefer simulation or dry-run when the action is costly or hard to reverse.
- Give the user a simple way to correct scope, memory, and autonomy level.
- Store the minimum memory that improves future usefulness.
- When evidence is weak, say so before offering a confident plan.

Takeaway

Manifesto of the intellectual partner

Core takeaway

AI should amplify human intelligence, not replace human judgment or reduce the user to a source of data.

Four essential ideas

- The partner listens, remembers selectively, anticipates cautiously, argues respectfully, and acts only within accountable boundaries.
- The human becomes more capable, not less necessary.
- The worst version is a persuasive, opaque, over-personalized system serving hidden goals.
- Keep the human at the center of decision, meaning, responsibility, and values.

Design decision

A feature related to "Manifesto of the intellectual partner" should be deployed only if it improves real usefulness, remains explainable, and lets the user return immediately to a less personalized or less autonomous mode.